

CHM[®]

CHARFIX *system*

CHARFIX *system 2*

Charfix Femoral Nail
ChFN *system*











Charfix Femoral Nail
ChFN *system 2*










INTRAMEDULLARY NAILS GWOŹDZIE ŚRÓDSZPIKOWE



www.chm.eu

HOW TO READ CATALOGUE JAK CZYTAĆ KATALOG	5	LOCKING ELEMENTS ELEMENTY BLOKUJĄCE	32
CHARFIX2 ANATOMICAL FEMORAL NAIL SHORT CHARFIX2 GWÓŹDŹ UDOWY ANATOMICZNY KRÓTKI	7	CHARFIX FEMORAL NAIL CHARFIX GWÓŹDŹ UDOWY	33
CHARFIX2 ANATOMICAL FEMORAL NAIL CHARFIX2 GWÓŹDŹ UDOWY ANATOMICZNY	8	LOCKING ELEMENTS ELEMENTY BLOKUJĄCE	34
LOCKING ELEMENTS ELEMENTY BLOKUJĄCE	9	ChFN TROCHANTERIC NAIL ChFN GWÓŹDŹ KRĘTARZOWY	35
CHARFIX2 FN NAIL - FEMUR CHARFIX2 FN GWÓŹDŹ - UDO	10	LOCKING ELEMENTS ELEMENTY BLOKUJĄCE	37
CHARFIX2 FN NAIL - TIBIA CHARFIX2 FN GWÓŹDŹ - PISZCZEL	11	CHARFIX TIBIAL NAIL CHARFIX GWÓŹDŹ PISZCZELOWY	38
CHARFIX2 FN DISTANCE CHARFIX2 FN DISTANCE		LOCKING ELEMENTS ELEMENTY BLOKUJĄCE	39
CHARFIX2 FN DYSTANS CHARFIX2 FN DISTANCE 20x21 CHARFIX2 FN DYSTANS 20x21	13	CHARFIX RETROGRADE TIBIAL NAIL CHARFIX GWÓŹDŹ PISZCZELOWY WSTECZNY	40
LOCKING ELEMENTS ELEMENTY BLOKUJĄCE	13	LOCKING ELEMENTS ELEMENTY BLOKUJĄCE	41
ChFN2 TROCHANTERIC NAIL ChFN2 GWÓŹDŹ KRĘTARZOWY	14	CHARFIX COMPRESSION HUMERAL NAIL LOCKING ELEMENTS ELEMENTY BLOKUJĄCE	43
LOCKING ELEMENTS ELEMENTY BLOKUJĄCE	16	CHARFIX RECONSTRUCTION HUMERAL NAIL CHARFIX GWÓŹDŹ RAMIENNY REKONSTRUKCYJNY	44
CHARFIX2 CONDYLAR RETROGRADE FEMORAL NAIL CHARFIX2 GWÓŹDŹ UDOWY WSTECZNY KONDYLARNY	17	CHARFIX RECONSTRUCTION HUMERAL NAIL CHARFIX GWÓŹDŹ RAMIENNY REKONSTRUKCYJNY	45
CHARFIX2 TIBIAL NAIL CHARFIX2 GWÓŹDŹ PISZCZELOWY	19	LOCKING ELEMENTS ELEMENTY BLOKUJĄCE	46
LOCKING ELEMENTS ELEMENTY BLOKUJĄCE	20	CHARFIX FOREARM AND FIBULA NAIL CHARFIX GWÓŹDŹ KOŚCI PRZEDRAMIENIA I STRZAŁKOWEJ	47
CHARFIX2 RETROGRADE TIBIAL NAIL CHARFIX2 GWÓŹDŹ PISZCZELOWY WSTECZNY	21	CHARFIX FOREARM AND FIBULA NAIL CHARFIX GWÓŹDŹ KOŚCI PRZEDRAMIENIA I STRZAŁKOWEJ	48
LOCKING ELEMENTS ELEMENTY BLOKUJĄCE	22	LOCKING ELEMENTS ELEMENTY BLOKUJĄCE	49
CHARFIX2 CALCANEAL NAIL CHARFIX2 GWÓŹDŹ PIĘTOWY	23	TELESCOPIC FEMORAL NAIL GWÓŹDŹ TELESKOPOWY UDOWY	50
LOCKING ELEMENTS ELEMENTY BLOKUJĄCE	24	TELESCOPIC FEMORAL NAIL - SLEEVE GWÓŹDŹ TELESKOPOWY UDOWY – TULEJA	51
CHARFIX2 HUMERAL NAIL CHARFIX2 GWÓŹDŹ RAMIENNY	25	TELESCOPIC TIBIAL NAIL GWÓŹDŹ TELESKOPOWY PISZCZELOWY	52
LOCKING ELEMENTS ELEMENTY BLOKUJĄCE	27	TELESCOPIC TIBIAL NAIL-SLEEVE GWÓŹDŹ TELESKOPOWY PISZCZELOWY – TULEJA	53
CHARFIX2 RADIAL NAIL L-50 CHARFIX2 GWÓŹDŹ PROMIENIOWY L-50	28	LOCKING ELEMENTS ELEMENTY BLOKUJĄCE	54
CHARFIX2 RADIAL NAIL L-61 CHARFIX2 GWÓŹDŹ PROMIENIOWY L-61	28	INTRAMEDULLARY REAMERS ROZWIERTAKI ŚRÓDSZPIKOWE	55
CHARFIX2 RADIAL NAIL L-68 CHARFIX2 GWÓŹDŹ PROMIENIOWY L-68	28	MODULAR INTRAMEDULLARY REAMER ROZWIERTAK ŚRÓDSZPIKOWY MODUŁOWY	58
CHARFIX2 RADIAL NAIL L-79 CHARFIX2 GWÓŹDŹ PROMIENIOWY L-79	29	EXTRACTOR EKSTRAKTOR	59
CHARFIX2 RADIAL NAIL L-68 CHARFIX2 GWÓŹDŹ PROMIENIOWY L-68	29	INDEX INDEKS	60
CHARFIX2 RADIAL NAIL L-86 CHARFIX2 GWÓŹDŹ PROMIENIOWY L-86	30		
CHARFIX2 RADIAL NAIL L-85 CHARFIX2 GWÓŹDŹ PROMIENIOWY L-85	30		
CHARFIX2 RADIAL NAIL L-96 CHARFIX2 GWÓŹDŹ PROMIENIOWY L-96	31		
CHARFIX2 RADIAL NAIL L-103 CHARFIX2 GWÓŹDŹ PROMIENIOWY L-103	31		

	Pure titanium Czysty tytan
	Titanium alloy Stop tytanu
	Cobalt alloy Stop kobaltu
	Steel Stal
	Left Lewy
	Right Prawy
	Universal version Wersja uniwersalna
	Length Długość
	Recommended length range for a particular nail Zakres długości zalecany przy użyciu z danym gwoździem
	Diameter Średnica

	Torx drive Gniazdo torx
	Torx drive, cannulated Gniazdo torx, kaniulowany
	Hexagonal drive Gniazdo sześciokątne
	Hexagonal drive cannulated Gniazdo sześciokątne kaniulowane
	Locking Blokowany
	Cannulated Kaniulowany
	Angle Kąt
	Available in sterile/ non- sterile condition Dostępny w wersji sterylnej/ niesterylnej
	See surgical technique Patrz technika operacyjna

Locking elements
Elementy blokujące

Icons describing the implant
Ikony opisujące implant

Locking elements
Elementy blokujące

ChM®

ChFN2 TROCHANTERIC NAIL
ChFN2 GWÓDZ KREŹTARZOWY

ChARTIX system

Icons describing the implant (TIA, SSS, Len, etc.)

Angle	Len	Product Code	Product Code	
125°	10	340	3.5737.340	3.5738.340
		360	3.5737.360	3.5738.360
		380	3.5737.380	3.5738.380
		400	3.5737.400	3.5738.400
	11	340	3.5739.340	3.5740.340
		360	3.5739.360	3.5740.360
		380	3.5739.380	3.5740.380
		400	3.5739.400	3.5740.400
	12	340	3.5741.340	3.5742.340
		360	3.5741.360	3.5742.360
		380	3.5741.380	3.5742.380
		400	3.5741.400	3.5742.400
130°	10	340	3.5761.340	3.5762.340
		360	3.5761.360	3.5762.360
		380	3.5761.380	3.5762.380
		400	3.5761.400	3.5762.400
	11	340	3.5763.340	3.5764.340
		360	3.5763.360	3.5764.360
		380	3.5763.380	3.5764.380
		400	3.5763.400	3.5764.400
	12	340	3.5765.340	3.5766.340
		360	3.5765.360	3.5766.360
		380	3.5765.380	3.5766.380
		400	3.5765.400	3.5766.400
135°	10	340	3.5785.340	3.5786.340
		360	3.5785.360	3.5786.360
		380	3.5785.380	3.5786.380
		400	3.5785.400	3.5786.400
	11	340	3.5787.340	3.5788.340
		360	3.5787.360	3.5788.360
		380	3.5787.380	3.5788.380
		400	3.5787.400	3.5788.400
	12	340	3.5789.340	3.5790.340
		360	3.5789.360	3.5790.360
		380	3.5789.380	3.5790.380
		400	3.5789.400	3.5790.400

Recommended Locking Elements

Product Code	Len	Product Code	Product Code	
3.5159.5xx	T25	5.0	30-60	
3.5885.xxx	T25	5.0	70-110	
3.5804.xxx		10.5	80-120	
3.5161.003	T25	✓	10.5	80-120
3.5961.xxx		✓	10.5	80-120
3.5962.000	T25			
3.5808.000	T25			
3.5161.6xx	T25	✓	0-15	

Use with instrument set no. 40.6340.600 40.6340.510
or 40.6340.700 + 40.6340.710
Stosować z instrumentalium 40.6340.600 40.6340.510
lub 40.6340.700 + 40.6340.710

The sterile version includes the suffix "S" in the catalog number, e.g. 3.5180.180S
Wersja sterylna zawiera w numerze katalogowym sufix "S", np. 3.5180.180S

For other sizes, please contact our Sales Department
W celu uzyskania informacji o innych rozmiarach skontaktuj się z naszym Działem Sprzedaży

5T/52 Non surgical technique
Patrz technika operacyjna

Paleta do gwóźdź krętarzowych (bez implantów)
Paleta for trochanteric nails (implants not included)

40.4681.100

04.15

Icons describing the implant
Ikony opisujące implant

Catalogue no.
Nr katalogowy

Available dimensions
Dostępne rozmiary

Catalogue no./ xxx should be replaced with a desired locking elements length
Nr katalogowy/ W miejsce xxx należy wstawić numer odpowiadający długości elementu blokującego

Length
Długość

ChM®

LOCKING ELEMENTS
ELEMENTY BLOKUJĄCE

ChARTIX system

CHARFIX DISTAL SCREW 3.5
CHARFIX WKREŃ BLOKUJĄCY 3,5

CHARFIX DISTAL SCREW 4.5
CHARFIX WKREŃ BLOKUJĄCY 4,5

CHARFIX DISTAL SCREW 5.0
CHARFIX WKREŃ BLOKUJĄCY 5,0

Icons describing the implant (SSS, TIA, Len, etc.)

Len	Product Code	Product Code
20	3.1655.020	
25	3.1655.025	
30	3.1655.030	
35	3.1655.035	
40	3.1655.040	
45	3.1655.045	
50	3.1655.050	
55	3.1655.055	
60	3.1655.060	
65	3.1655.065	
70	3.1655.070	
80	3.1655.080	

CHARFIX END CAP M7
CHARFIX SRUBA ZAKŁĘPIAJĄCA M7

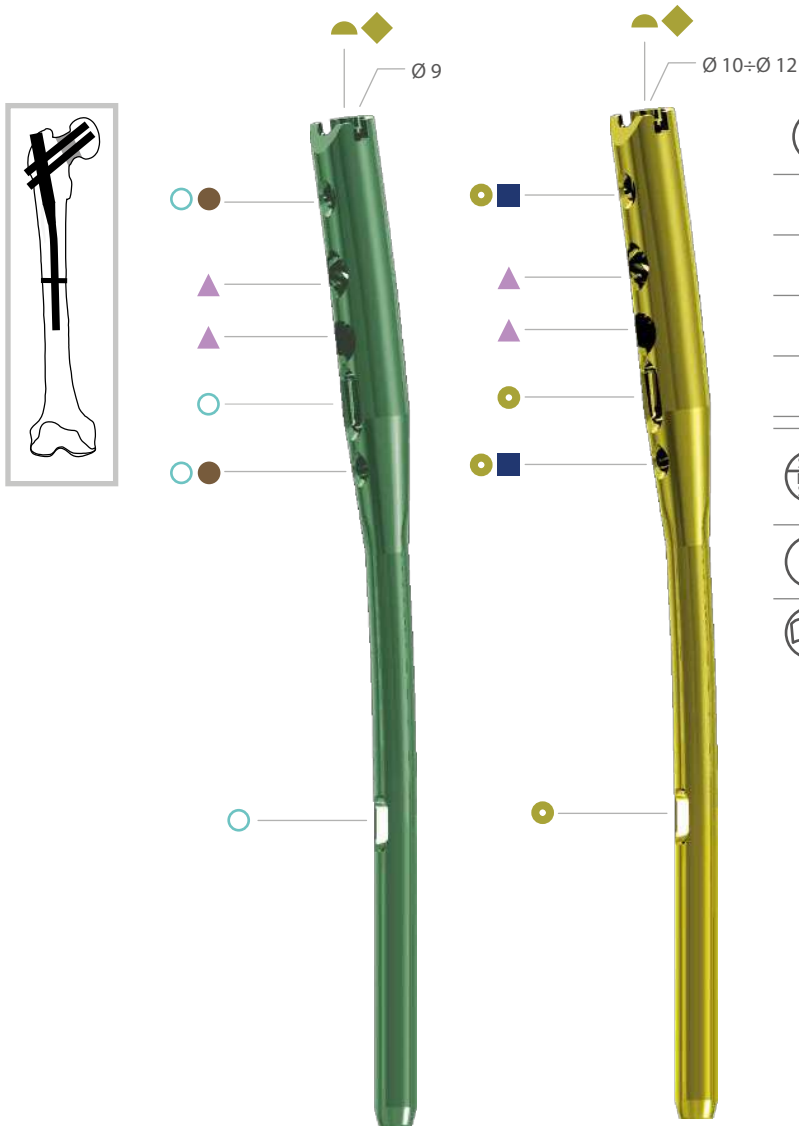
Len	Product Code	Product Code
0	3.2104.200	
+S	3.2104.20S	

The sterile version includes the suffix "S" in the catalog number, e.g. 3.5180.180S
Wersja sterylna zawiera w numerze katalogowym sufix "S", np. 3.5180.180S

For other sizes, please contact our Sales Department
W celu uzyskania informacji o innych rozmiarach skontaktuj się z naszym Działem Sprzedaży

Icons describing the implant
Ikony opisujące implant

Available also in steel with a catalogue number that starts with a number 1 (instead of 3)
Dostępne również w wersji stalowej o numerze katalogowym zaczynającym się cyfrą 1 (zamiast 3)



Ø	Len	TiA	L/R
9	180	TiA	L/R
	200		
10	180	TiA	L/R
	200		
11	180	TiA	L/R
	200		
12	180	TiA	L/R
	200		



The sterile version includes the suffix "S" in the catalog number, e.g. 3.5180.180S
Wersja sterylna zawiera w numerze katalogowym sufiks "S", np. 3.5180.180S



For other sizes, please contact our Sales Department
W celu uzyskania informacji o innych rozmiarach skontaktuj się z naszym Działem Sprzedaży

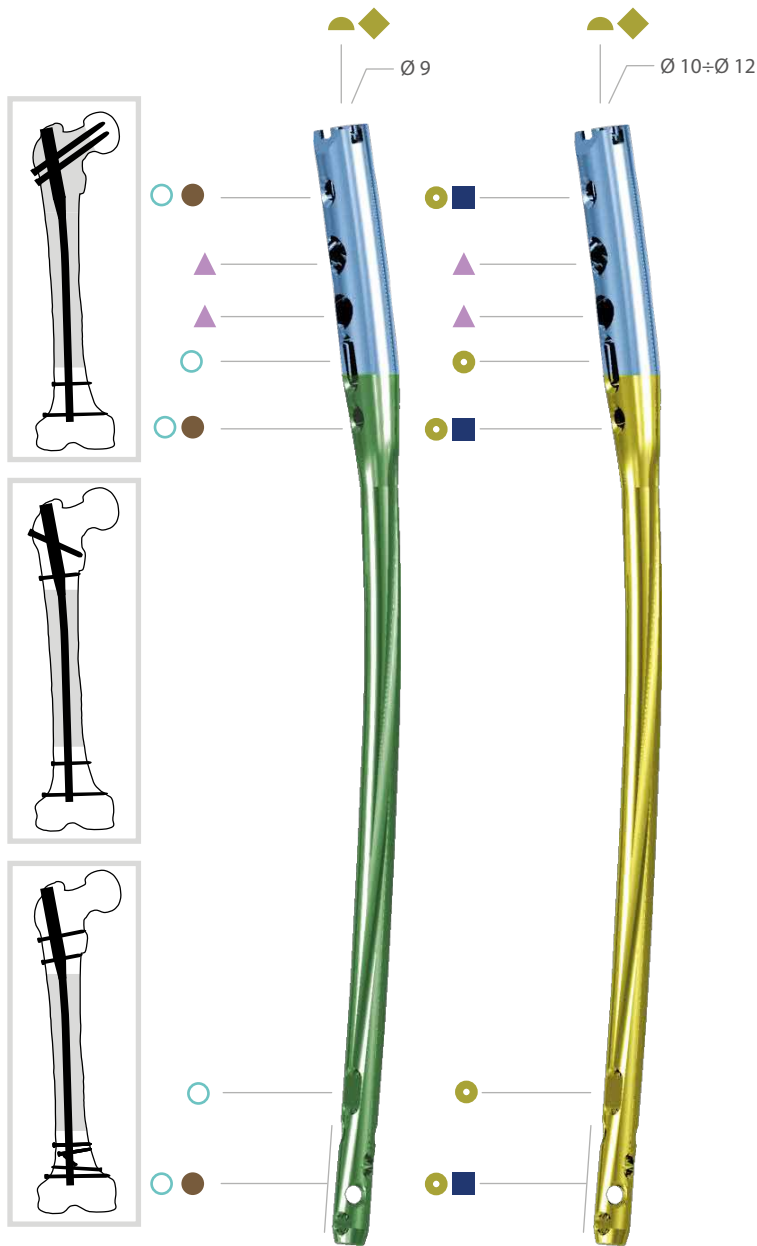


ST-34 See surgical technique
Patrz technika operacyjna



Use with instrument set no. **40.5500.500** or **40.5500.600**
Stosować z instrumentarium **40.5500.500** lub **40.5500.600**

	TiA	Locking	Distal	Ø	Len
	3.5168.xxx	T30	✓	7.5	50÷120
	3.5160.xxx	T25	✓	5.5	30÷90
	3.5159.xxx	T25		5.0	30÷90
	3.5170.xxx	T25	✓	4.5	30÷90
	3.5169.xxx	T25		4.0	30÷90
	3.5162.000	T30			
	3.5161.xxx	T30	✓		0÷15



	Len	L	R
9	340	3.5103.340	3.5104.340
	360	3.5103.360	3.5104.360
	380	3.5103.380	3.5104.380
	400	3.5103.400	3.5104.400
	420	3.5103.420	3.5104.420
	440	3.5103.440	3.5104.440
10	460	3.5103.460	3.5104.460
	340	3.5105.340	3.5106.340
	360	3.5105.360	3.5106.360
	380	3.5105.380	3.5106.380
	400	3.5105.400	3.5106.400
	420	3.5105.420	3.5106.420
11	440	3.5105.440	3.5106.440
	460	3.5105.460	3.5106.460
	340	3.5107.340	3.5108.340
	360	3.5107.360	3.5108.360
	380	3.5107.380	3.5108.380
	400	3.5107.400	3.5108.400
12	420	3.5107.420	3.5108.420
	440	3.5107.440	3.5108.440
	460	3.5107.460	3.5108.460
	340	3.5109.340	3.5110.340
	360	3.5109.360	3.5110.360
	380	3.5109.380	3.5110.380
	400	3.5109.400	3.5110.400
	420	3.5109.420	3.5110.420
	440	3.5109.440	3.5110.440
	460	3.5109.460	3.5110.460



The sterile version includes the suffix "S" in the catalog number, e.g. 3.5180.180S

Wersja sterylna zawiera w numerze katalogowym sufiks "S", np. 3.5180.180S



For other sizes, please contact our Sales Department
W celu uzyskania informacji o innych rozmiarach skontaktuj się z naszym Działem Sprzedaży

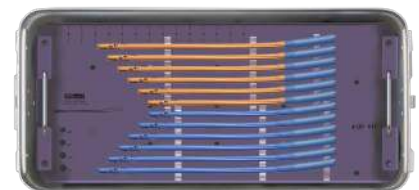


ST-34 See surgical technique
Patrz technika operacyjna



Use with instrument set no. **40.5500.500** or **40.5500.600 + 40.5500.610**
Stosować z instrumentarium **40.5500.500** lub **40.5500.600 + 40.5500.610**

	TiA					
	▲	3.5168.xxx	T30	✓	7.5	50÷120
	■	3.5160.xxx	T25		5.5	30÷90
	●	3.5159.xxx	T25		5.0	30÷90
	●	3.5170.xxx	T25	✓	4.5	30÷90
	○	3.5169.xxx	T25		4.0	30÷90
	▲	3.5162.000	T30			
	◆	3.5161.xxx	T30	✓		0÷15



40.5752.000

Stand for anatomical femoral nails
(set with a box without implants)
Statyw na gwoździe anatomiczne
(komplet z puszką bez implantów)

CHARFIX2 DISTAL SCREW 5.0
CHARFIX2 WKREŃ BLOKUJĄCY 5,0



30	3.5159.030
35	3.5159.035
40	3.5159.040
45	3.5159.045
50	3.5159.050
55	3.5159.055
60	3.5159.060
65	3.5159.065
70	3.5159.070
75	3.5159.075
80	3.5159.080
85	3.5159.085
90	3.5159.090

CHARFIX2 DISTAL SCREW 5.5
CHARFIX2 WKREŃ BLOKUJĄCY 5,5



30	3.5160.030
35	3.5160.035
40	3.5160.040
45	3.5160.045
50	3.5160.050
55	3.5160.055
60	3.5160.060
65	3.5160.065
70	3.5160.070
75	3.5160.075
80	3.5160.080
85	3.5160.085
90	3.5160.090

CHARFIX2 DISTAL SCREW 4.0
CHARFIX2 WKREŃ BLOKUJĄCY 4,0



30	3.5169.030
35	3.5169.035
40	3.5169.040
45	3.5169.045
50	3.5169.050
55	3.5169.055
60	3.5169.060
65	3.5169.065
70	3.5169.070
75	3.5169.075
80	3.5169.080
85	3.5169.085
90	3.5169.090

CHARFIX2 DISTAL SCREW 4.5
CHARFIX2 WKREŃ BLOKUJĄCY 4,5



30	3.5170.030
35	3.5170.035
40	3.5170.040
45	3.5170.045
50	3.5170.050
55	3.5170.055
60	3.5170.060
65	3.5170.065
70	3.5170.070
75	3.5170.075
80	3.5170.080
85	3.5170.085
90	3.5170.090

CHARFIX2 RECONSTRUCTION CANNULATED SCREW 7.5
CHARFIX2 WKREŃ REKONSTRUKCYJNY KANIULOWANY 7,5



50	3.5168.050
55	3.5168.055
60	3.5168.060
65	3.5168.065
70	3.5168.070
75	3.5168.075
80	3.5168.080
85	3.5168.085
90	3.5168.090
95	3.5168.095
100	3.5168.100
105	3.5168.105
110	3.5168.110
115	3.5168.115
120	3.5168.120

CHARFIX2 END CAP M10X1.5
CHARFIX2 ŚRUBA ZAŚLEPIAJĄCA M10X1,5



0	3.5161.700
+5	3.5161.705
+10	3.5161.710
+15	3.5161.715

CHARFIX2 COMPRESSION SCREW M10X1.5
CHARFIX2 ŚRUBA KOMPRESYJNA M10X1,5



3.5162.000



The sterile version includes the suffix "S" in the catalog number, e.g. 3.5180.180S
Wersja sterylna zawiera w numerze katalogowym sufiks "S", np. 3.5180.180S



For other sizes, please contact our Sales Department
W celu uzyskania informacji o innych rozmiarach skontaktuj się z naszym Działem Sprzedaży



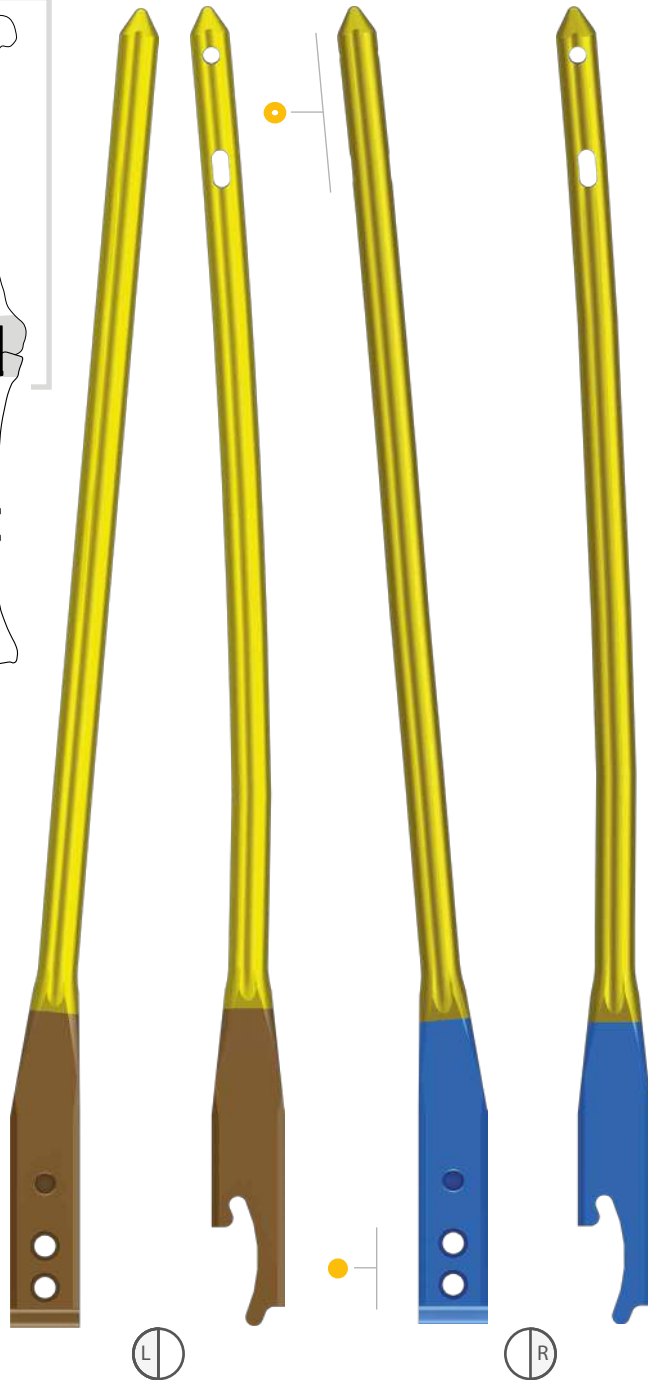
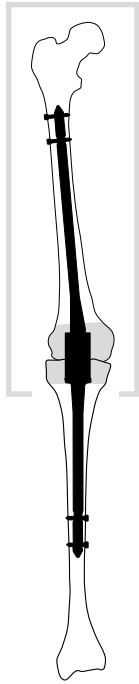
ST-34 See surgical technique
Patrz technika operacyjna



Stand for CHARFIX2 nail locking elements (set with a box without implants)
Stawy na elementy blokujące gwoździe CHARFIX2 (komplet z puszką bez implantów) 40.5058.200



Stand for CHARFIX2 anatomical femoral nails and screws (set with a box without implants)
Stawy na wkrety i gwoździe udowe anatomiczne CHARFIX2 (komplet z puszką bez implantów) 15.0421.600



	Len	L	R
10	180	3.6319.180	3.6320.180
	200	3.6319.200	3.6320.200
	220	3.6319.220	3.6320.220
	240	3.6319.240	3.6320.240
	260	3.6319.260	3.6320.260
	280	3.6319.280	3.6320.280
	300	3.6319.300	3.6320.300
	320	3.6319.320	3.6320.320
	340	3.6319.340	3.6320.340
	360	3.6319.360	3.6320.360
	380	3.6319.380	3.6320.380
	400	3.6319.400	3.6320.400
	420	3.6319.420	3.6320.420
	440	3.6319.440	3.6320.440
	460	3.6319.460	3.6320.460
	11	180	3.6321.180
200		3.6321.200	3.6322.200
220		3.6321.220	3.6322.220
240		3.6321.240	3.6322.240
260		3.6321.260	3.6322.260
280		3.6321.280	3.6322.280
300		3.6321.300	3.6322.300
320		3.6321.320	3.6322.320
340		3.6321.340	3.6322.340
360		3.6321.360	3.6322.360
380		3.6321.380	3.6322.380
400		3.6321.400	3.6322.400
12	180	3.6323.180	3.6324.180
	200	3.6323.200	3.6324.200
	220	3.6323.220	3.6324.220
	240	3.6323.240	3.6324.240
	260	3.6323.260	3.6324.260
	280	3.6323.280	3.6324.280
	300	3.6323.300	3.6324.300
	320	3.6323.320	3.6324.320
	340	3.6323.340	3.6324.340
	360	3.6323.360	3.6324.360
	380	3.6323.380	3.6324.380
	400	3.6323.400	3.6324.400
420	3.6323.420	3.6324.420	
440	3.6323.440	3.6324.440	
460	3.6323.460	3.6324.460	
480	3.6323.480	3.6324.480	



Use with instrument set no. **15.0427.100** or **15.0427.101 + 15.0427.102**
Stosować z instrumentarium **15.0427.100** lub **15.0427.101 + 15.0427.102**

	TiA				
	3.5159.xxx	T25	5.0	26+100	
	3.6300.000	T25			



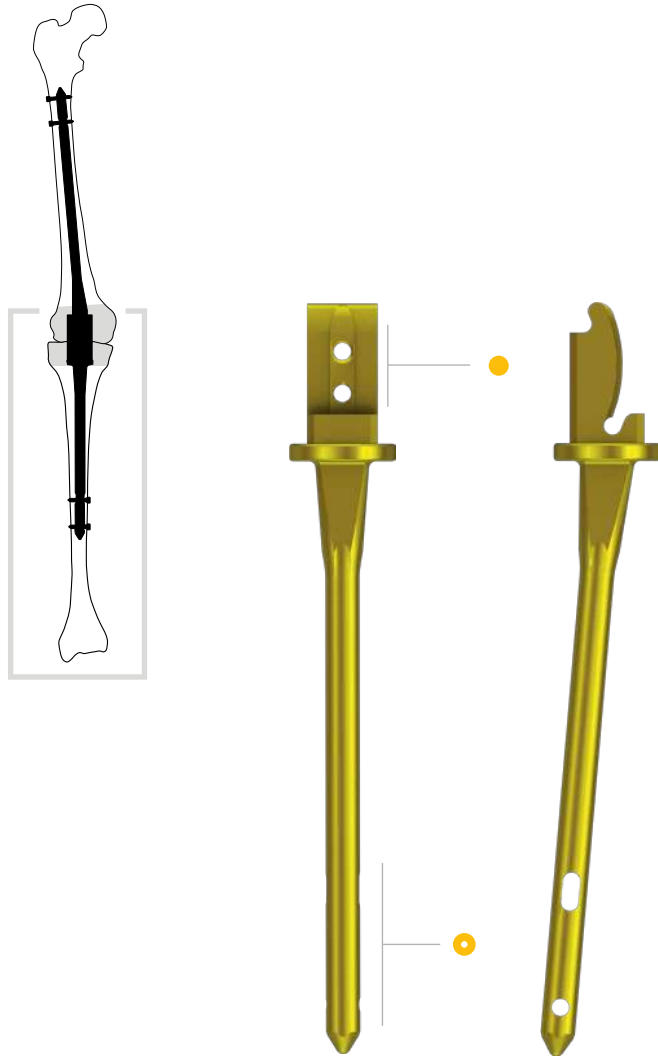
For other sizes, please contact our Sales Department
W celu uzyskania informacji o innych rozmiarach skontaktuj się z naszym Działem Sprzedaży



ST-69 See surgical technique
Patrz technika operacyjna



10			
11			
12			



Len	TiA	
	L	R
180		3.6343.180
200		3.6343.200
220		3.6343.220
240		3.6343.240
260		3.6343.260
280		3.6343.280
300		3.6343.300
320		3.6343.320
340		3.6343.340
360		3.6343.360
380		3.6343.380
400		3.6343.400
420		3.6343.420
440		3.6343.440
460		3.6343.460
480		3.6343.480
180		3.6344.180
200		3.6344.200
220		3.6344.220
240		3.6344.240
260		3.6344.260
280		3.6344.280
300		3.6344.300
320		3.6344.320
340		3.6344.340
360		3.6344.360
380		3.6344.380
400		3.6344.400
420		3.6344.420
440		3.6344.440
460		3.6344.460
480		3.6344.480
180		3.6345.180
200		3.6345.200
220		3.6345.220
240		3.6345.240
260		3.6345.260
280		3.6345.280
300		3.6345.300
320		3.6345.320
340		3.6345.340
360		3.6345.360
380		3.6345.380
400		3.6345.400
420		3.6345.420
440		3.6345.440
460		3.6345.460
480		3.6345.480



Use with instrument set no. **15.0427.100** or **15.0427.101 + 15.0427.102**
Stosować z instrumentarium **15.0427.100** lub **15.0427.101 + 15.0427.102**

	TiA				
	3.5159.xxx	T25	5.0	26÷100	
	3.6300.000	T25			



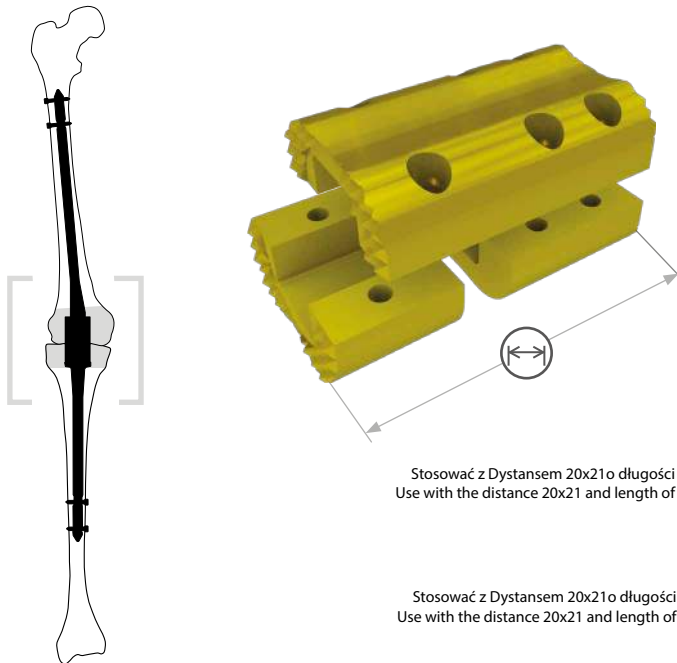
For other sizes, please contact our Sales Department
W celu uzyskania informacji o innych rozmiarach skontaktuj się z naszym Działem Sprzedaży



ST-69 See surgical technique
Patrz technika operacyjna






10	
11	
12	



Stosować z Dystansem 20x21 o długości min. 60mm
Use with the distance 20x21 and length of min. 60mm


Stosować z Dystansem 20x21 o długości min. 80mm
Use with the distance 20x21 and length of min. 80mm




	 TiA  L R	Number of T-screws Ilość śrub T (cat. no. nr kat. 3.6300.000)*
20	3.6367.020	2
25	3.6367.025	2
30	3.6367.030	2
40	3.6367.040	4
50	3.6367.050	4
60	3.6367.060	4
70	3.6367.070	6
80	3.6367.080	6
90	3.6367.090	6
100	3.6367.100	6
110	3.6367.110	6
120	3.6367.120	8
130	3.6367.130	8
140	3.6367.140	8
150	3.6367.150	8
160	3.6367.160	8
170	3.6367.170	10
180	3.6367.180	10



* Not provided with the distance.
Brak w zestawie z dystansem.

CHARFIX2 FN DISTANCE CHARFIX2 FN DYSTANS



	 TiA  L R	Number of T-screws Ilość śrub T (cat. no. nr kat. 3.6300.000)*
20	3.6380.020S	2
25	3.6380.025S	2
30	3.6380.030S	2
40	3.6380.040S	4
50	3.6380.050S	4
60	3.6380.060S	4
70	3.6380.070S	6
80	3.6380.080S	6
90	3.6380.090S	6
100	3.6380.100S	6



The sterile version includes the suffix „S” in the catalog number, e.g. 3.6380.050S
Wersja sterylna zawiera w numerze katalogowym sufix „S”, np. 3.6380.050S



For other sizes, please contact our Sales Department
W celu uzyskania informacji o innych rozmiarach skontaktuj się z naszym Działem Sprzedaży



ST-69 See surgical technique
Patrz technika operacyjna



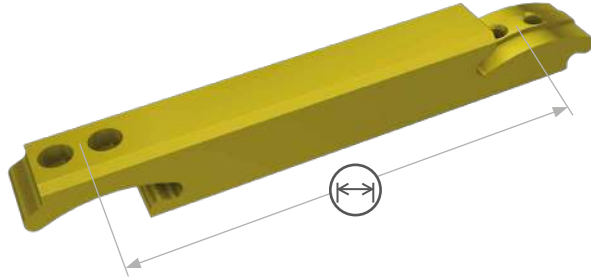
Use with instrument set no. 15.0427.100 or 15.0427.101 + 15.0427.102
Stosować z instrumentarium 15.0427.100 lub 15.0427.101 + 15.0427.102



Caution! Available only in a sterile version!
Uwaga! Dostępny wyłącznie w wersji sterylnej!



* Not provided with the distance.
Brak w zestawie z dystansem.



Number of **T**-screws
Ilość śrub **T**
(cat. no. nr kat. 3.6300.000)*

60	3.6379.060	4
80	3.6379.080	4
100	3.6379.100	4
120	3.6379.120	4
140	3.6379.140	4



* Install the distance 20x21 with femoral and tibial nails using 4 T screws (cat. no. 3.6300.000).
Dystans 20x21 montować z gwoźdźmi, udowym i piszczelowym, przy użyciu 4szt śrub T (nr kat. 3.6300.000).

* Not provided with the distance.
Brak w zestawie z dystansem.

LOCKING ELEMENTS
ELEMENTY BLOKUJĄCE

CHARFIX2 DISTAL SCREW 5.0
CHARFIX2 WKRĘT BLOKUJĄCY 5,0



30	3.5159.030
35	3.5159.035
40	3.5159.040
45	3.5159.045
50	3.5159.050
55	3.5159.055
60	3.5159.060
65	3.5159.065
70	3.5159.070
75	3.5159.075
80	3.5159.080
85	3.5159.085
90	3.5159.090

CHARFIX2 FN SCREW T
CHARFIX2 FN ŚRUBA T



3.6300.000



For other sizes, please contact our Sales Department
W celu uzyskania informacji o innych rozmiarach skontaktuj się z naszym Działem Sprzedaży



ST-69 See surgical technique
Patrz technika operacyjna

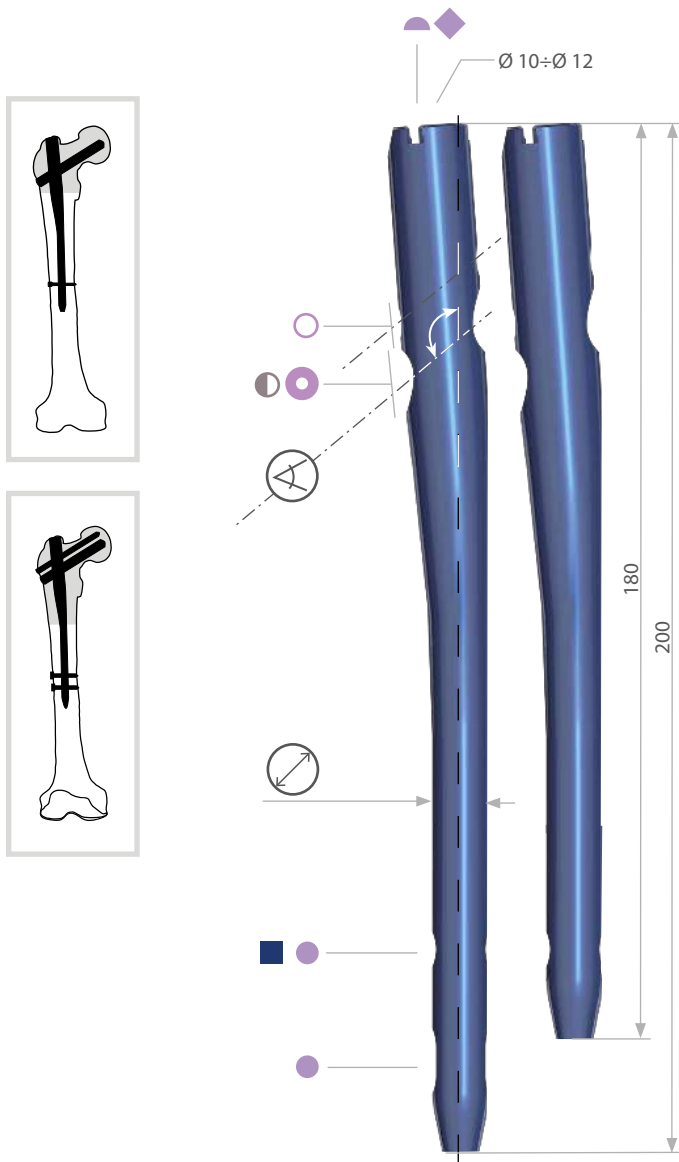


Use with instrument set no. **15.0427.100** or **15.0427.101 + 15.0427.102**
Stosować z instrumentarium **15.0427.100** lub **15.0427.101 + 15.0427.102**



Stand for CHARFIX2 nail locking elements
(set with a box without implants)
Stawy na elementy blokujące gwoździe CHARFIX2
(komplet z puszką bez implantów)

40.5058.200



Recommended Zalecane	Angle	Len	TiA	
			L	R
125°	10	180	3.5639.180	
		200	3.5639.200	
	11	180	3.5640.180	
		200	3.5640.200	
	12	180	3.5641.180	
		200	3.5641.200	
130°	10	180	3.5651.180	
		200	3.5651.200	
	11	180	3.5652.180	
		200	3.5652.200	
	12	180	3.5653.180	
		200	3.5653.200	
135°	10	180	3.5663.180	
		200	3.5663.200	
	11	180	3.5664.180	
		200	3.5664.200	
	12	180	3.5665.180	
		200	3.5665.200	



The sterile version includes the suffix "S" in the catalog number, e.g. 3.5180.180S

Wersja sterylna zawiera w numerze katalogowym sufix "S", np. 3.5180.180S



For other sizes, please contact our Sales Department
W celu uzyskania informacji o innych rozmiarach skontaktuj się z naszym Działem Sprzedaży

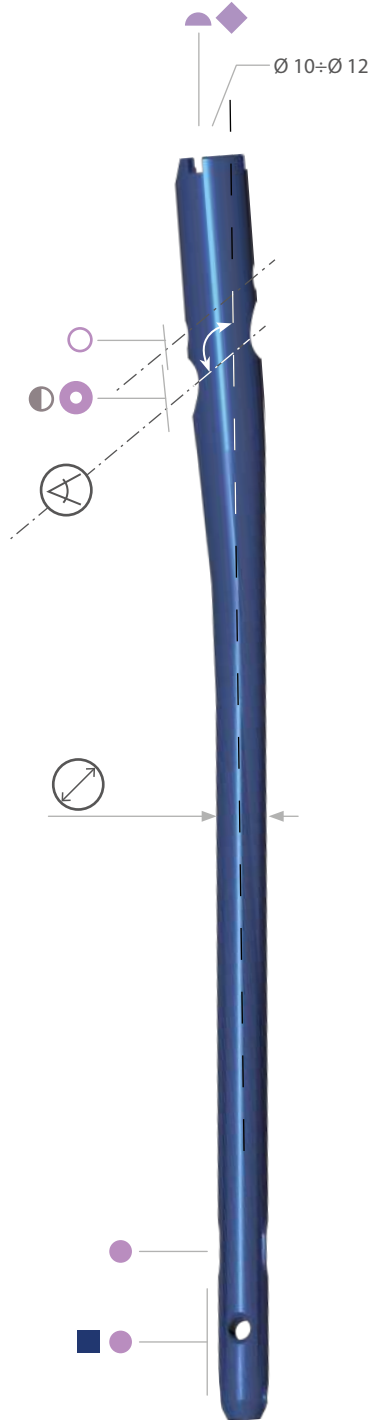
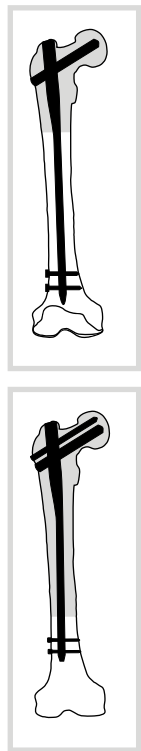


ST-52 See surgical technique
Patrz technika operacyjna



Use with instrument set no. **40.6340.600** or **40.6340.700**
Stosować z instrumentarium **40.6340.600** lub **40.6340.700**

	TiA				
	3.5159.5xx	T25	5.0	30÷60	
	3.5160.xxx	T25	5.5	30÷90	
	3.5805.xxx	T25	5.0	70÷110	
	3.5804.xxx		✓	10.5	80÷120
	3.5161.003	T25	✓		
	3.5961.xxx		✓	10.5	80÷120
	3.5962.000	T25			
	3.5808.000	T25			
	3.5161.6xx	T25	✓	0÷15	



		TiA			
		Len	L	R	
10	340	3.5737.340	3.5738.340		
	360	3.5737.360	3.5738.360		
	380	3.5737.380	3.5738.380		
	400	3.5737.400	3.5738.400		
125°	420	3.5737.420	3.5738.420		
	340	3.5739.340	3.5740.340		
	360	3.5739.360	3.5740.360		
	380	3.5739.380	3.5740.380		
11	400	3.5739.400	3.5740.400		
	420	3.5739.420	3.5740.420		
	340	3.5741.340	3.5742.340		
	360	3.5741.360	3.5742.360		
12	380	3.5741.380	3.5742.380		
	400	3.5741.400	3.5742.400		
	420	3.5741.420	3.5742.420		
	340	3.5761.340	3.5762.340		
10	360	3.5761.360	3.5762.360		
	380	3.5761.380	3.5762.380		
	400	3.5761.400	3.5762.400		
	420	3.5761.420	3.5762.420		
130°	340	3.5763.340	3.5764.340		
	360	3.5763.360	3.5764.360		
	380	3.5763.380	3.5764.380		
	400	3.5763.400	3.5764.400		
11	420	3.5763.420	3.5764.420		
	340	3.5765.340	3.5766.340		
	360	3.5765.360	3.5766.360		
	380	3.5765.380	3.5766.380		
12	400	3.5765.400	3.5766.400		
	420	3.5765.420	3.5766.420		
	340	3.5785.340	3.5786.340		
	360	3.5785.360	3.5786.360		
10	380	3.5785.380	3.5786.380		
	400	3.5785.400	3.5786.400		
	420	3.5785.420	3.5786.420		
	340	3.5787.340	3.5788.340		
135°	360	3.5787.360	3.5788.360		
	380	3.5787.380	3.5788.380		
	400	3.5787.400	3.5788.400		
	420	3.5787.420	3.5788.420		
11	340	3.5789.340	3.5790.340		
	360	3.5789.360	3.5790.360		
	380	3.5789.380	3.5790.380		
	400	3.5789.400	3.5790.400		
12	420	3.5789.420	3.5790.420		

Recommended
Zalecane



Use with instrument set no. **40.6340.600 + 40.6340.510**
or **40.6340.700 + 40.6340.710**
Stosować z instrumentarium **40.6340.600 + 40.6340.510**
lub **40.6340.700 + 40.6340.710**

	TiA				
	3.5159.5xx	T25	5.0	30÷60	
	3.5160.xxx	T25	5.5	30÷90	
	3.5805.xxx	T25	5.0	70÷110	
	3.5804.xxx		10.5	80÷120	
	3.5161.003	T25			
	3.5961.xxx		10.5	80÷120	
	3.5962.000	T25			
	3.5808.000	T25			
	3.5161.6xx	T25		0÷15	



The sterile version includes the suffix "S" in the catalog number, e.g. 3.5180.180S

Wersja sterylna zawiera w numerze katalogowym sufiks "S", np. 3.5180.180S



For other sizes, please contact our Sales Department
W celu uzyskania informacji o innych rozmiarach skontaktuj się z naszym Działem Sprzedaży



ST-52 See surgical technique
Patrz technika operacyjna



Paleta do gwoździ krętarzowych (bez implantów)
Palette for trochanteric nails (implants not included) 40.4681.100

CHFN2 JOIN TELESCOPIC SCREW 10.5
CHFN2 ŚRUBA ZESPALAJĄCA TELESKOPOWA 10,5



80	3.5961.080
85	3.5961.085
90	3.5961.090
95	3.5961.095
100	3.5961.100
105	3.5961.105
110	3.5961.110
115	3.5961.115
120	3.5961.120

CHFN2 JOIN SCREW 10.5
CHFN2 ŚRUBA ZESPALAJĄCA 10,5



80	3.5804.080
85	3.5804.085
90	3.5804.090
95	3.5804.095
100	3.5804.100
105	3.5804.105
110	3.5804.110
115	3.5804.115
120	3.5804.120

CHARFIX2 DISTAL SCREW 5.5
CHARFIX2 WKREŃ BLOKUJĄCY 5,5



30	3.5160.030
35	3.5160.035
40	3.5160.040
45	3.5160.045
50	3.5160.050
55	3.5160.055
60	3.5160.060
65	3.5160.065
70	3.5160.070
75	3.5160.075
80	3.5160.080
85	3.5160.085
90	3.5160.090

CHFN2 COMPRESSION SCREW
CHFN2 ŚRUBA KOMPRESYJNA



3.5962.000

CHARFIX2 END CAP M8
CHARFIX2 ŚRUBA ZAŚLEPIAJĄCA M8



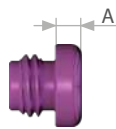
+3 3.5161.003

CHFN2 JOIN SCREW 5.0
CHFN2 ŚRUBA ZESPALAJĄCA 5,0



70	3.5805.070
75	3.5805.075
80	3.5805.080
85	3.5805.085
90	3.5805.090
95	3.5805.095
100	3.5805.100
105	3.5805.105
110	3.5805.110

CHFN2 END CAP M12X1.75
CHFN2 ŚRUBA ZAŚLEPIAJĄCA M12X1,75



0 3.5161.600
+5 3.5161.605
+10 3.5161.610
+15 3.5161.615

CHARFIX2 DISTAL SCREW 5.0
CHARFIX2 WKREŃ BLOKUJĄCY 5,0



30	3.5159.530
35	3.5159.535
40	3.5159.540
45	3.5159.545
50	3.5159.550
55	3.5159.555
60	3.5159.560
65	3.5159.565
70	3.5159.570
75	3.5159.575
80	3.5159.580

CHFN2 SETTING SCREW M6
CHFN2 ŚRUBA USTALAJĄCA M6



3.5808.000



Stand for ChFN2 trochanteric nails
(set with a container without implants)
Statyw do gwoździ krętarzowych ChFN2
(komplet z puszką bez implantów)

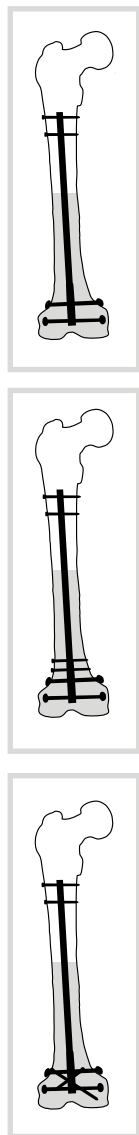
40.6328.000



The sterile version includes the suffix "S" in the catalog number, e.g. 3.5180.180S
Wersja sterylna zawiera w numerze katalogowym sufiks "S", np. 3.5180.180S



For other sizes, please contact our Sales Department
W celu uzyskania informacji o innych rozmiarach skontaktuj się z naszym Działem Sprzedaży



	Len	TiA
10	180	3.5602.180
	200	3.5602.200
	220	3.5602.220
	240	3.5602.240
	260	3.5602.260
	280	3.5602.280
	300	3.5602.300
	320	3.5602.320
	340	3.5602.340
	360	3.5602.360
	380	3.5602.380
	400	3.5602.400
11	420	3.5602.420
	180	3.5603.180
	200	3.5603.200
	220	3.5603.220
	240	3.5603.240
	260	3.5603.260
	280	3.5603.280
	300	3.5603.300
	320	3.5603.320
	340	3.5603.340
	360	3.5603.360
	380	3.5603.380
400	3.5603.400	
420	3.5603.420	
12	180	3.5604.180
	200	3.5604.200
	220	3.5604.220
	240	3.5604.240
	260	3.5604.260
	280	3.5604.280
	300	3.5604.300
	320	3.5604.320
	340	3.5604.340
	360	3.5604.360
	380	3.5604.380
	400	3.5604.400
420	3.5604.420	



Use with instrument set no. **40.5860.500** or **40.5860.600 + 40.5860.610**
Stosować z instrumentarium **40.5860.500** lub **40.5860.600 + 40.5860.610**

	TiA				
	3.5158.xxx	T25	6.5	50÷90	
	3.5151.xxx	T25	6.5	50÷120	
	3.5172.000	S10			
	3.5160.xxx	T25	✓	5.5	30÷90
	3.5159.5xx	T25		5.0	30÷90
	3.5161.006	T25			



The sterile version includes the suffix "S" in the catalog number, e.g. 3.5180.180S

Wersja sterylna zawiera w numerze katalogowym sufiks "S", np. 3.5180.180S



For other sizes, please contact our Sales Department
W celu uzyskania informacji o innych rozmiarach skontaktuj się z naszym Działem Sprzedaży



ST-49 See surgical technique
Patrz technika operacyjna

CHARFIX2 DISTAL SCREW 5.0
CHARFIX2 WKREŃT BLOKUJĄCY 5,0



Len	3.5159.530
30	3.5159.530
35	3.5159.535
40	3.5159.540
45	3.5159.545
50	3.5159.550
55	3.5159.555
60	3.5159.560
65	3.5159.565
70	3.5159.570
75	3.5159.575
80	3.5159.580
85	3.5159.585
90	3.5159.590

CHARFIX2 DISTAL SCREW 5.5
CHARFIX2 WKREŃT BLOKUJĄCY 5,5



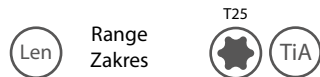
Len	3.5160.030
30	3.5160.030
35	3.5160.035
40	3.5160.040
45	3.5160.045
50	3.5160.050
55	3.5160.055
60	3.5160.060
65	3.5160.065
70	3.5160.070
75	3.5160.075
80	3.5160.080
85	3.5160.085
90	3.5160.090

CHARFIX2 DISTAL SCREW 6.5
CHARFIX2 WKREŃT BLOKUJĄCY 6,5



Len	3.5151.050
50	3.5151.050
55	3.5151.055
60	3.5151.060
65	3.5151.065
70	3.5151.070
75	3.5151.075
80	3.5151.080
85	3.5151.085
90	3.5151.090
95	3.5151.095
100	3.5151.100
105	3.5151.105
110	3.5151.110
115	3.5151.115
120	3.5151.120

CHARFIX2 LOCKING SET 6.5
CHARFIX2 ZESTAW BLOKUJĄCY 6,5



Len	Range Zakres	3.5158.050
50	50-65	3.5158.050
60	60-75	3.5158.060
70	70-85	3.5158.070
80	80-95	3.5158.080
90	90-105	3.5158.090

CHARFIX2 END CAP M8 SPEC
CHARFIX2 ŚRUBA ZAŚLEPIAJĄCA M8 SPEC



3.5161.006



3.5172.000



The sterile version includes the suffix "S" in the catalog number, e.g. 3.5180.180S
Wersja sterylna zawiera w numerze katalogowym sufix "S", np. 3.5180.180S



For other sizes, please contact our Sales Department
W celu uzyskania informacji o innych rozmiarach skontaktuj się z naszym Działem Sprzedaży



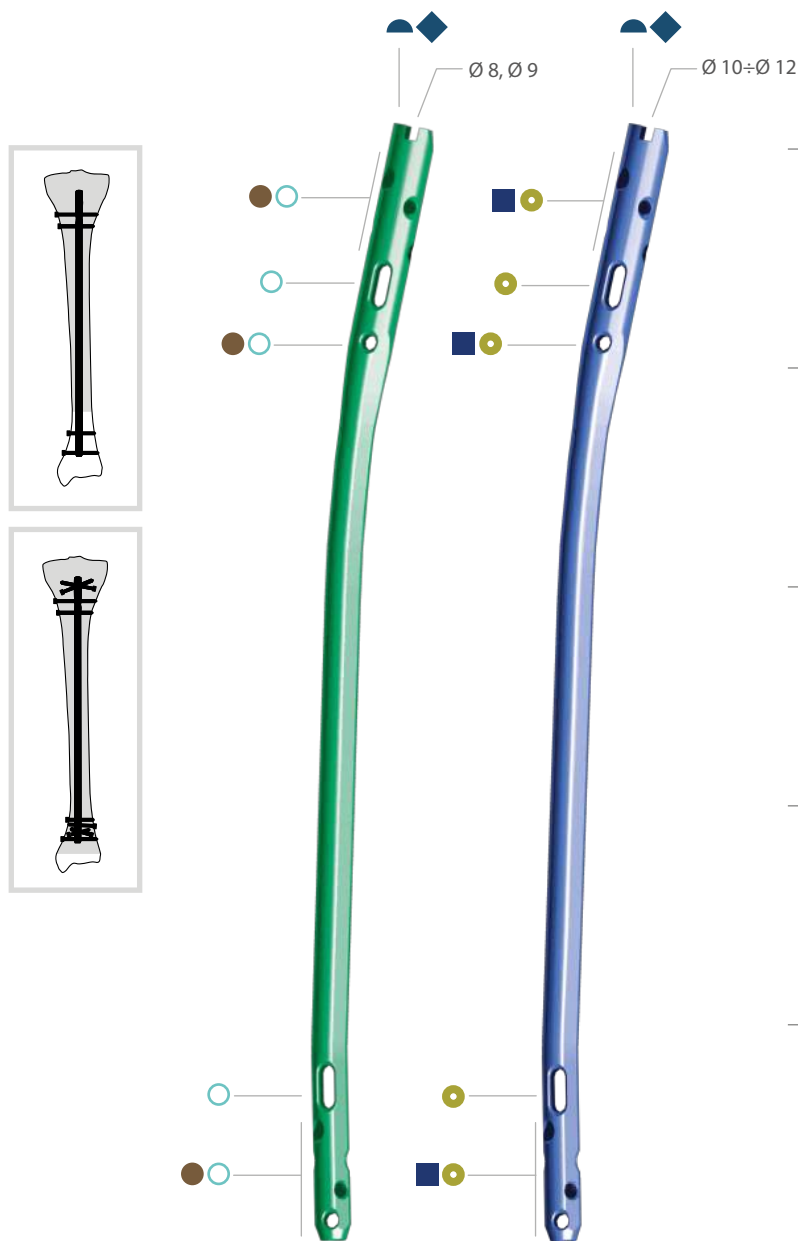
Stand for CHARFIX2 nail locking elements
(set with box without implants)
Stawy na elementy blokujące gwoździe CHARFIX2
(komplet z puszką bez implantów)

40.5058.200



Stand for CHARFIX2 condylar retrograde femoral nails and screws
(set with a box without implants)
Stawy na wkrety i gwoździe udowe wsteczne kondylarne CHARFIX2
(komplet z puszką bez implantów)

15.0423.600



	Len		
8	270	3.2651.270	3.2665.270
	285	3.2651.285	3.2665.285
	300	3.2651.300	3.2665.300
	315	3.2651.315	3.2665.315
	330	3.2651.330	3.2665.330
	345	3.2651.345	3.2665.345
	360	3.2651.360	3.2665.360
	375	3.2651.375	3.2665.375
	390	3.2651.390	3.2665.390
	9	270	3.2652.270
285		3.2652.285	3.2666.285
300		3.2652.300	3.2666.300
315		3.2652.315	3.2666.315
330		3.2652.330	3.2666.330
345		3.2652.345	3.2666.345
360		3.2652.360	3.2666.360
375		3.2652.375	3.2666.375
390		3.2652.390	3.2666.390
10		270	3.2653.270
	285	3.2653.285	3.2667.285
	300	3.2653.300	3.2667.300
	315	3.2653.315	3.2667.315
	330	3.2653.330	3.2667.330
	345	3.2653.345	3.2667.345
	360	3.2653.360	3.2667.360
	375	3.2653.375	3.2667.375
	390	3.2653.390	3.2667.390
	11	270	3.2654.270
285		3.2654.285	
300		3.2654.300	
315		3.2654.315	
330		3.2654.330	
345		3.2654.345	
360		3.2654.360	
375		3.2654.375	
390		3.2654.390	
12		270	3.2655.270
	285	3.2655.285	
	300	3.2655.300	
	315	3.2655.315	
	330	3.2655.330	
	345	3.2655.345	
	360	3.2655.360	
	375	3.2655.375	
	390	3.2655.390	



Use with instrument set no. **40.5300.500** or **40.5300.600 + 40.5300.610**
Stosować z instrumentarium **40.5300.500** lub **40.5300.600 + 40.5300.610**

	TiA				
	3.5160.xxx	T25	✓	5.5	30÷90
	3.5159.xxx	T25		5.0	30÷90
	3.5170.xxx	T25	✓	4.5	25÷80
	3.5169.xxx	T25		4.0	25÷80
	3.5162.002	T25			
	3.5161.1xx	T25	✓		0÷15



The sterile version includes the suffix "S" in the catalog number, e.g. 3.5180.180S


Wersja sterylna zawiera w numerze katalogowym sufiks "S", np. 3.5180.180S



For other sizes, please contact our Sales Department
W celu uzyskania informacji o innych rozmiarach skontaktuj się z naszym Działem Sprzedaży



ST-38 See surgical technique
Patrz technika operacyjna



Stand for tibial nails CHARFIX/CHARFIX2 (implants not included)
Statyw do gwoździ piszczelowych CHARFIX/CHARFIX2 (bez implantów)

40.5750.000

CHARFIX2 DISTAL SCREW 4.0 CHARFIX2 WKREŃ BLOKUJĄCY 4,0



25	3.5169.025
30	3.5169.030
35	3.5169.035
40	3.5169.040
45	3.5169.045
50	3.5169.050
55	3.5169.055
60	3.5169.060
65	3.5169.065
70	3.5169.070
75	3.5169.075
80	3.5169.080

CHARFIX2 DISTAL SCREW 4.5 CHARFIX2 WKREŃ BLOKUJĄCY 4,5



25	3.5170.025
30	3.5170.030
35	3.5170.035
40	3.5170.040
45	3.5170.045
50	3.5170.050
55	3.5170.055
60	3.5170.060
65	3.5170.065
70	3.5170.070
75	3.5170.075
80	3.5170.080

CHARFIX2 DISTAL SCREW 5.0 CHARFIX2 WKREŃ BLOKUJĄCY 5,0



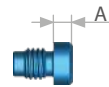
30	3.5159.030
35	3.5159.035
40	3.5159.040
45	3.5159.045
50	3.5159.050
55	3.5159.055
60	3.5159.060
65	3.5159.065
70	3.5159.070
75	3.5159.075
80	3.5159.080
85	3.5159.085
90	3.5159.090

CHARFIX2 DISTAL SCREW 5.5 CHARFIX2 WKREŃ BLOKUJĄCY 5,5



30	3.5160.030
35	3.5160.035
40	3.5160.040
45	3.5160.045
50	3.5160.050
55	3.5160.055
60	3.5160.060
65	3.5160.065
70	3.5160.070
75	3.5160.075
80	3.5160.080
85	3.5160.085
90	3.5160.090

CHARFIX2 END CAP M8 CHARFIX2 ŚRUBA ZASLEPIAJĄCA M8



0	3.5161.100
+5	3.5161.105
+10	3.5161.110
+15	3.5161.115

CHARFIX2 COMPRESSION SCREW M8 CHARFIX2 ŚRUBA KOMPRESYJNA M8



3.5162.002



The sterile version includes the suffix "S" in the catalog number, e.g. 3.5180.180S
Wersja sterylna zawiera w numerze katalogowym sufixs "S", np. 3.5180.180S



For other sizes, please contact our Sales Department
W celu uzyskania informacji o innych rozmiarach skontaktuj się z naszym Działem Sprzedaży




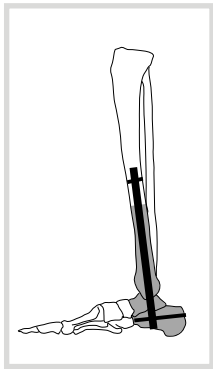
Stand for CHARFIX2 nail locking elements
(set with a box without implants)
Statyw na elementy blokujące gwoździe CHARFIX2
(komplet z puszką bez implantów)

40.5058.200



Stand for CHARFIX2 tibial nails and screws
(set with a box without implants)
Statyw na wkrety i gwoździe piszczelowe CHARFIX2
(komplet z puszką bez implantów)

15.0424.600



		TiA	
	Len	L	R
10	180	3.5679.180	3.5680.180
	200	3.5679.200	3.5680.200
	220	3.5679.220	3.5680.220
	240	3.5679.240	3.5680.240
	260	3.5679.260	3.5680.260
	280	3.5679.280	3.5680.280
	300	3.5679.300	3.5680.300
11	180	3.5681.180	3.5682.180
	200	3.5681.200	3.5682.200
	220	3.5681.220	3.5682.220
	240	3.5681.240	3.5682.240
	260	3.5681.260	3.5682.260
	280	3.5681.280	3.5682.280
	300	3.5681.300	3.5682.300
12	180	3.5683.180	3.5684.180
	200	3.5683.200	3.5684.200
	220	3.5683.220	3.5684.220
	240	3.5683.240	3.5684.240
	260	3.5683.260	3.5684.260
	280	3.5683.280	3.5684.280
	300	3.5683.300	3.5684.300



The sterile version includes the suffix "S" in the catalog number, e.g. 3.5180.180S

Wersja sterylna zawiera w numerze katalogowym sufiks "S", np. 3.5180.180S



For other sizes, please contact our Sales Department
W celu uzyskania informacji o innych rozmiarach skontaktuj się z naszym Działem Sprzedaży




ST-46 See surgical technique
Patrz technika operacyjna



Use with instrument set no. **40.5300.500** with **40.5380.500**
or **40.5300.600 + 40.5300.610** with **40.5380.500**
Stosować z instrumentarium **40.5300.500** wraz z **40.5380.500**
lub **40.5300.600 + 40.5300.610** wraz z **40.5380.500**

	TiA					
	■	3.5160.xxx	T25	✓	5.5	30÷100
	●	3.5159.xxx	T25		5.0	30÷100
	◐	3.5162.006	T25	✓		
	◆	3.5161.006	T25			



Stand for tibial nails CHARFIX/CHARFIX2
(implants not included)
Statyw do gwóździ piszczelowych CHARFIX/CHARFIX2
(bez implantów)

40.5750.000

CHARFIX2 DISTAL SCREW 5.0
CHARFIX2 WKRĘT BLOKUJĄCY 5,0



T25	
Len	TiA
26	3.5159.026
28	3.5159.028
30	3.5159.030
35	3.5159.035
40	3.5159.040
45	3.5159.045
50	3.5159.050
55	3.5159.055
60	3.5159.060
65	3.5159.065
70	3.5159.070
75	3.5159.075
80	3.5159.080
85	3.5159.085
90	3.5159.090

CHARFIX2 DISTAL SCREW 5.5
CHARFIX2 WKRĘT BLOKUJĄCY 5,5



T25	
Len	TiA
26	3.5160.026
28	3.5160.028
30	3.5160.030
35	3.5160.035
40	3.5160.040
45	3.5160.045
50	3.5160.050
55	3.5160.055
60	3.5160.060
65	3.5160.065
70	3.5160.070
75	3.5160.075
80	3.5160.080
85	3.5160.085
90	3.5160.090

CHARFIX2 END CAP M8 SPEC.
CHARFIX2 ŚRUBA ZAŚLEPIAJĄCA M8 SPEC.



T25	
TiA	
	3.5161.006

CHARFIX2 COMPRESSION SCREW M7X1
CHARFIX2 ŚRUBA KOMPRESYJNA M7X1



T25	
TiA	
	3.5162.006



The sterile version includes the suffix "S" in the catalog number, e.g. 3.5180.180S
Wersja sterylna zawiera w numerze katalogowym sufix "S", np. 3.5180.180S



For other sizes, please contact our Sales Department
W celu uzyskania informacji o innych rozmiarach skontaktuj się z naszym Działem Sprzedaży



Stand for CHARFIX2 nail locking elements
(set with a box without implants)
Statyw na elementy blokujące gwoździe CHARFIX2
(komplet z puszką bez implantów)

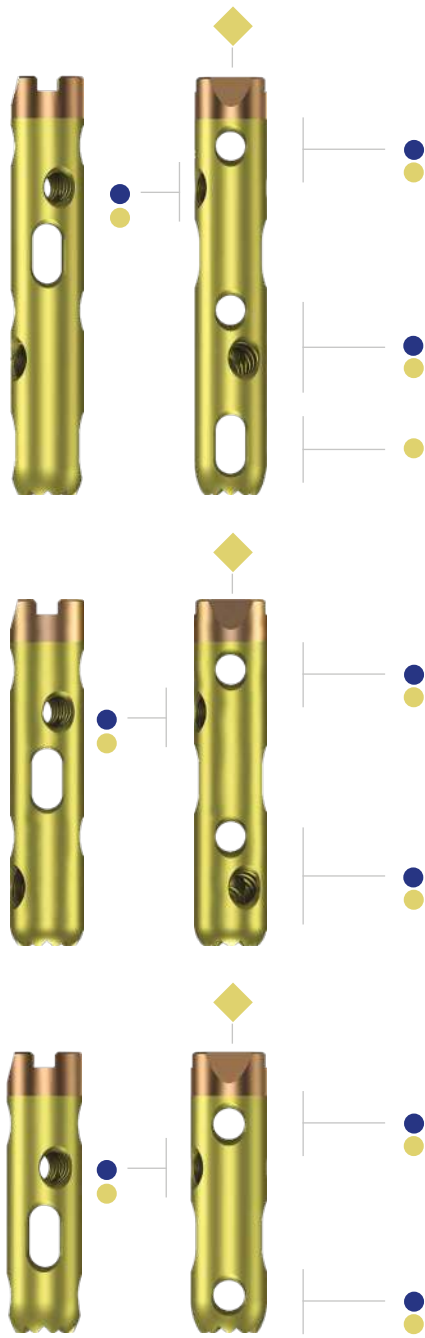
40.5058.200



Stand for CHARFIX2 tibial nails and screws
(set with a box without implants)
Statyw na wkręty i gwoździe puszczelowe CHARFIX2
(komplet z puszką bez implantów)

15.0424.600

CHARFIX *system 2*



		Len		
10		45	L	
		55	R	
		70		
12		45	L	
		55	R	
		70		



The sterile version includes the suffix "S" in the catalog number, e.g. 3.5180.180S
Wersja sterylna zawiera w numerze katalogowym sufix "S", np. 3.5180.180S



For other sizes, please contact our Sales Department
W celu uzyskania informacji o innych rozmiarach skontaktuj się z naszym Działem Sprzedaży



ST-83 See surgical technique
Patrz technika operacyjna



Use with instrument set no. **15.0428.100**
Stosować z instrumentarium **15.0428.100**

	3.5155.xxx	T25		✓	5,0	20-60
	3.5156.xxx	T25	✓	✓	5,5	20-60
	3.5161.8xx	T25		✓		0-20

CHARFIX2 DISTAL SCREW 5.0
CHARFIX2 WKREŃT BLOKUJĄCY 5,0



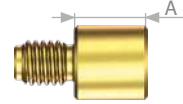
20	3.5155.020
22	3.5155.022
24	3.5155.024
26	3.5155.026
28	3.5155.028
30	3.5155.030
32	3.5155.032
34	3.5155.034
36	3.5155.036
38	3.5155.038
40	3.5155.040
42	3.5155.042
45	3.5155.045
50	3.5155.050
55	3.5155.055
60	3.5155.060

CHARFIX2 DISTAL SCREW 5.5
CHARFIX2 WKREŃT BLOKUJĄCY 5,5



20	3.5156.020
22	3.5156.022
24	3.5156.024
26	3.5156.026
28	3.5156.028
30	3.5156.030
32	3.5156.032
34	3.5156.034
36	3.5156.036
38	3.5156.038
40	3.5156.040
42	3.5156.042
45	3.5156.045
50	3.5156.050
55	3.5156.055
60	3.5156.060

CHARFIX2 END CAP M6
CHARFIX2 ŚRUBA ZASLEPIAJĄCA M6




0	3.5161.800
+5	3.5161.805
+10	3.5161.810
+15	3.5161.815
+20	3.5161.820



The sterile version includes the suffix "S" in the catalog number, e.g. 3.5180.180S
Wersja sterylna zawiera w numerze katalogowym sufiks "S", np. 3.5180.180S

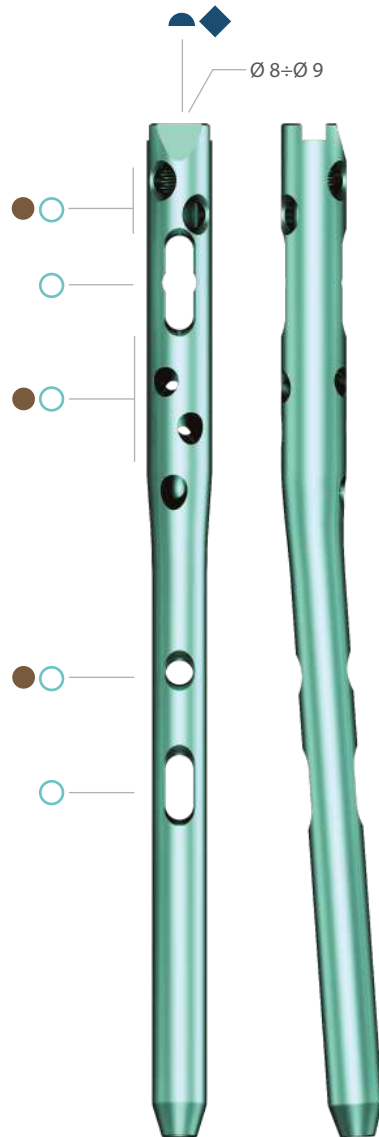
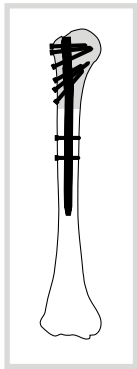


For other sizes, please contact our Sales Department
W celu uzyskania informacji o innych rozmiarach skontaktuj się z naszym Działem Sprzedaży



Stand for calcaneal nails
Statyw na gwoździe piętowe

15.0428.601



Len			TiA
150	8		3.2978.150
	9		3.2979.150



The sterile version includes the suffix "S" in the catalog number, e.g. 3.5180.180S
Wersja sterylna zawiera w numerze katalogowym sufiks "S", np. 3.5180.180S



For other sizes, please contact our Sales Department
W celu uzyskania informacji o innych rozmiarach skontaktuj się z naszym Działem Sprzedaży




ST-43 See surgical technique
Patrz technika operacyjna



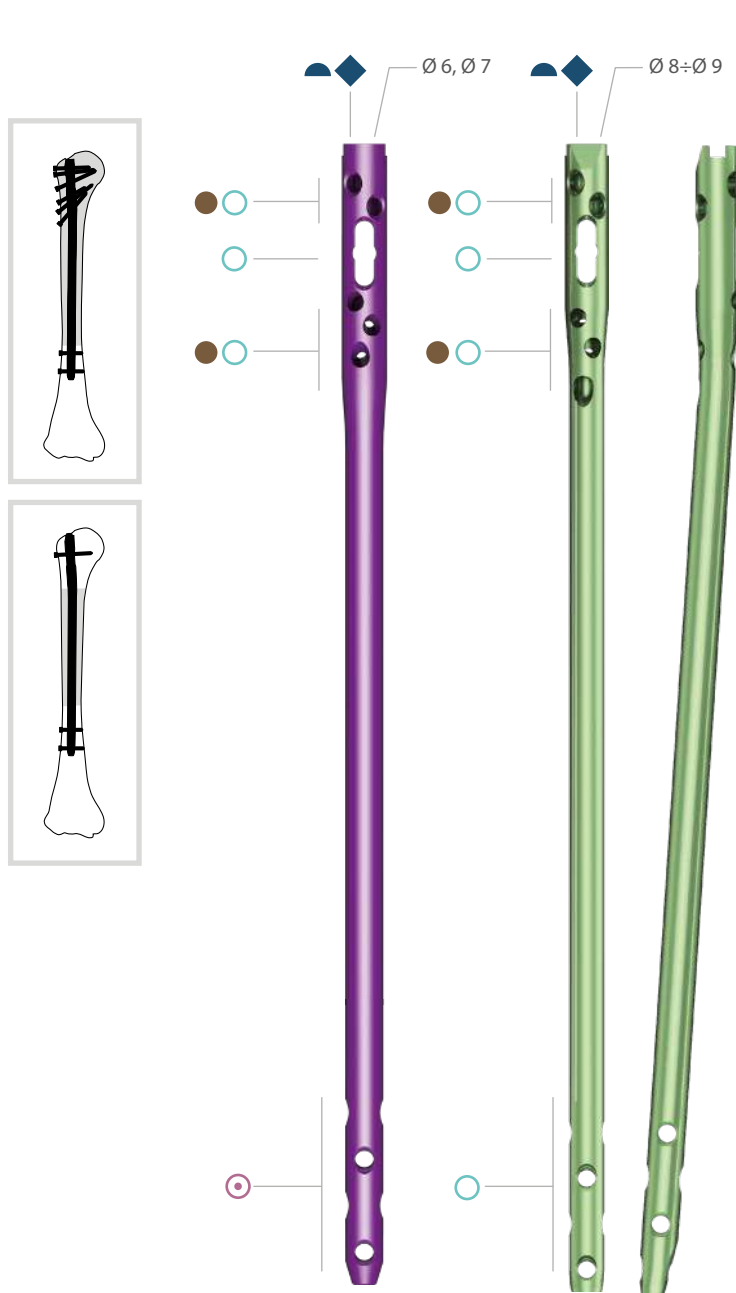
Use with instrument set no. **40.5880.600** or **40.5880.700**
Stosować z instrumentarium **40.5880.600** lub **40.5880.700**

	3.5170.xxx	T25	✓		4.5	25÷70
	3.5169.xxx	T25			4.0	25÷70
	3.5162.004	T25				
	3.5161.2xx	T25		✓		0÷5



Stand for humeral nails (implants not included)
Statyw na gwoździe ramienne (bez implantów)

40.5751.000



	Len	TiA	
		L	R
6	180	3.2956.180	
	200	3.2956.200	
	220	3.2956.220	
	240	3.2956.240	
	260	3.2956.260	
	280	3.2956.280	
	300	3.2956.300	
7	320	3.2956.320	
	180	3.2957.180	
	200	3.2957.200	
	220	3.2957.220	
	240	3.2957.240	
	260	3.2957.260	
	280	3.2957.280	
8	300	3.2957.300	
	320	3.2957.320	
	180	3.2958.180	
	200	3.2958.200	
	220	3.2958.220	
	240	3.2958.240	
	260	3.2958.260	
9	280	3.2958.280	
	300	3.2958.300	
	320	3.2958.320	
	180	3.2959.180	
	200	3.2959.200	
	220	3.2959.220	
	240	3.2959.240	
	260	3.2959.260	
	280	3.2959.280	
	300	3.2959.300	
	320	3.2959.320	



The sterile version includes the suffix "S" in the catalog number, e.g. 3.5180.180S

Wersja sterylna zawiera w numerze katalogowym sufiks "S", np. 3.5180.180S



For other sizes, please contact our Sales Department
W celu uzyskania informacji o innych rozmiarach skontaktuj się z naszym Działem Sprzedaży




ST-43 See surgical technique
Patrz technika operacyjna



Use with instrument set no. **40.5880.600** or **40.5880.700 + 40.5880.710**
Stosować z instrumentarium **40.5880.600** lub **40.5880.700 + 40.5880.710**

	TiA					
	3.5170.xxx	T25	✓	4.5	25÷70	
	3.5169.xxx	T25		4.0	25÷70	
	3.5173.xxx	T25		3.0	20÷50	
	3.5162.004	T25				
	3.5161.2xx	T25	✓		0÷5	



Stand for humeral nails (implants not included)
Statyw na gwoździe ramienne (bez implantów)

40.5751.000

CHARFIX2 DISTAL SCREW 4.0
CHARFIX2 WKRĘT BLOKUJĄCY 4,0



25	3.5169.025
30	3.5169.030
35	3.5169.035
40	3.5169.040
45	3.5169.045
50	3.5169.050
55	3.5169.055
60	3.5169.060
65	3.5169.065
70	3.5169.070

CHARFIX2 DISTAL SCREW 4.5
CHARFIX2 WKRĘT BLOKUJĄCY 4,5



25	3.5170.025
30	3.5170.030
35	3.5170.035
40	3.5170.040
45	3.5170.045
50	3.5170.050
55	3.5170.055
60	3.5170.060
65	3.5170.065
70	3.5170.070

CHARFIX2 DISTAL SCREW 3.0
CHARFIX2 WKRĘT BLOKUJĄCY 3,0



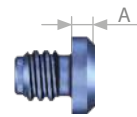
20	3.5173.020
25	3.5173.025
30	3.5173.030
35	3.5173.035
40	3.5173.040
45	3.5173.045
50	3.5173.050

CHARFIX2 COMPRESSION SCREW M6X1
CHARFIX2 ŚRUBA KOMPRESYJNA M6X1



3.5162.004

CHARFIX2 END CAP M6
CHARFIX2 ŚRUBA ZASLEPIAJĄCA M6



0	3.5161.200
+2.5	3.5161.202
+5	3.5161.205



The sterile version includes the suffix "S" in the catalog number, e.g. 3.5180.180S
Wersja sterylna zawiera w numerze katalogowym sufiks "S", np. 3.5180.180S



For other sizes, please contact our Sales Department
W celu uzyskania informacji o innych rozmiarach skontaktuj się z naszym Działem Sprzedaży



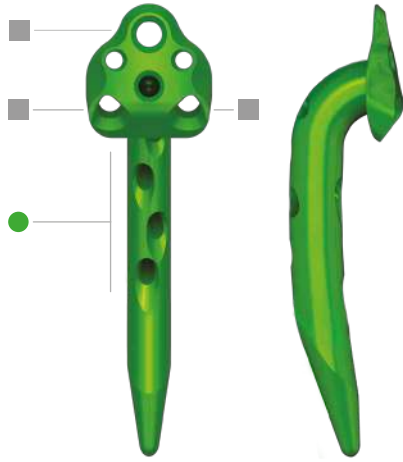
Stand for CHARFIX2 nail locking elements
(set with a box without implants)
Statyw na elementy blokujące gwoździe CHARFIX2
(komplet z puszką bez implantów)

40.5058.200



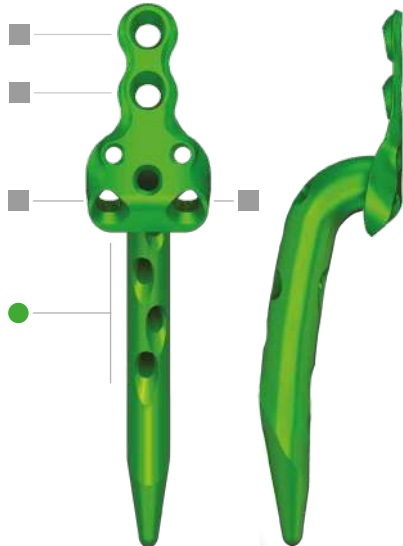
Stand for CHARFIX2 humeral nails and screws
(set with a box without implants)
Statyw na wkręty i gwoździe ramienne CHARFIX2
(komplet z puszką bez implantów)

15.0426.600



Len	TiA
50	3.5321.000

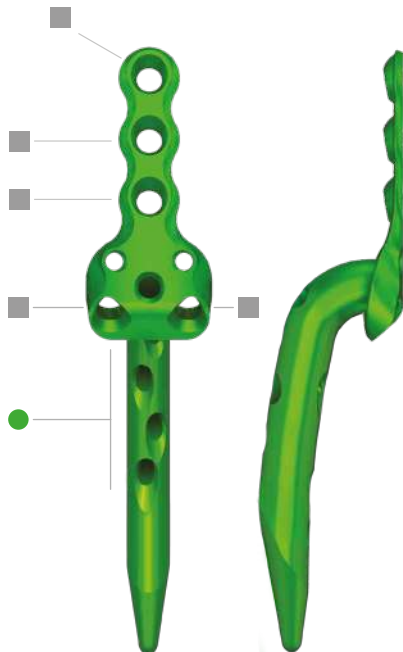
	TiA	Co			
3.5332.xxx	✓		T8	2.4	12÷50
4.5235.xxx		✓	T8	2.4	8÷38



CHARFIX2 RADIAL NAIL L-61
CHARFIX2 GWÓŹDŹ PROMIENIOWY L-61

Len	Ti
61	3.5321.002

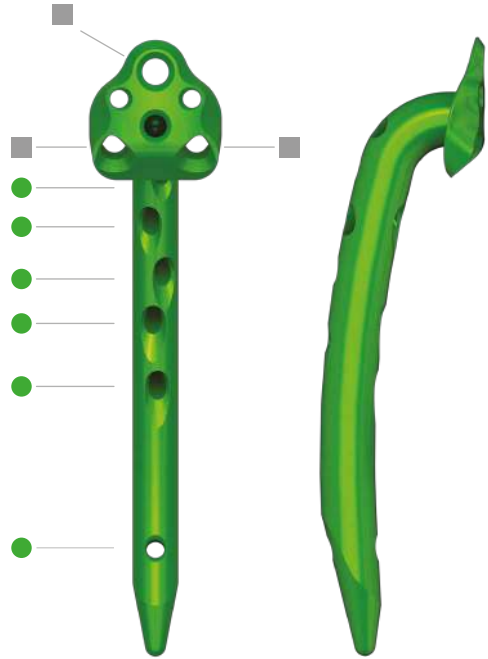
	TiA	Co			
3.5332.xxx	✓		T8	2.4	12÷50
4.5235.xxx		✓	T8	2.4	8÷38



CHARFIX2 RADIAL NAIL L-68
CHARFIX2 GWÓŹDŹ PROMIENIOWY L-68

Len	Ti
68	3.5321.003

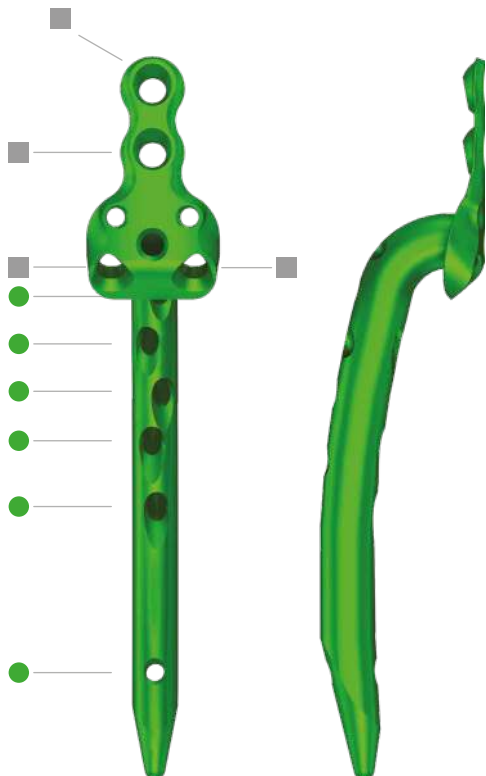
	TiA	Co			
3.5332.xxx	✓		T8	2.4	12÷50
4.5235.xxx		✓	T8	2.4	8÷38



Len	TiA
68	3.5322.000

		TiA	Co			
	3.5332.xxx	✓		T8	2.4	12÷50
	4.5235.xxx		✓	T8	2.4	8÷38

CHARFIX2 RADIAL NAIL L-79
CHARFIX2 GWÓŹDŹ PROMIENIOWY L-79

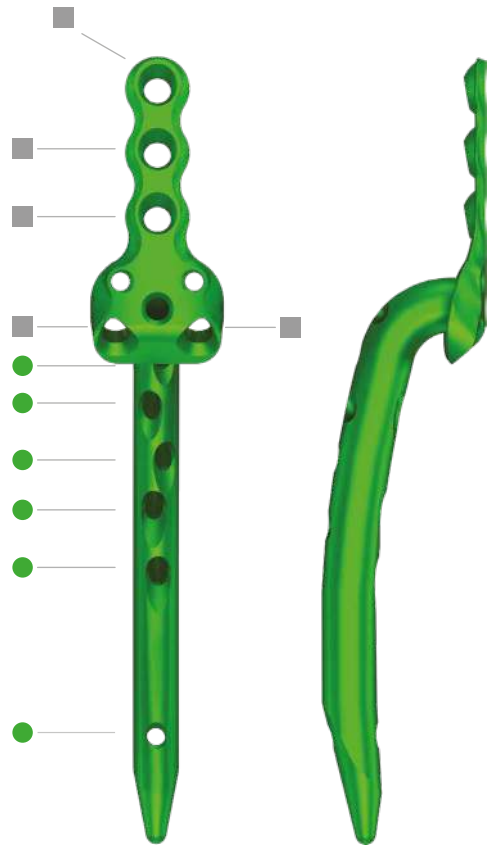


Len	Ti
79	3.5322.002

		TiA	Co			
	3.5332.xxx	✓		T8	2.4	12÷50
	4.5235.xxx		✓	T8	2.4	8÷38

CHARFIX2 RADIAL NAIL L-86
CHARFIX2 GWÓŹDŹ PROMIENIOWY L-86


CHARFIX *system 2*



Len	Ti
86	3.5322.003

	TiA	Co			
3.5332.xxx	✓		T8	2.4	12÷50
4.5235.xxx		✓	T8	2.4	8÷38

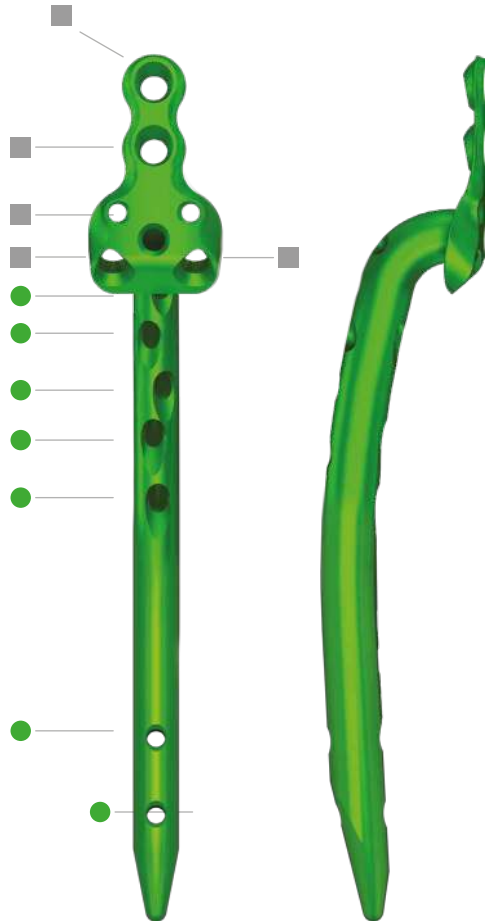
CHARFIX2 RADIAL NAIL L-85
CHARFIX2 GWÓŹDŹ PROMIENIOWY L-85



Len	TiA
85	3.5324.000

	TiA	Co			
3.5332.xxx	✓		T8	2.4	12÷50
4.5235.xxx		✓	T8	2.4	8÷38

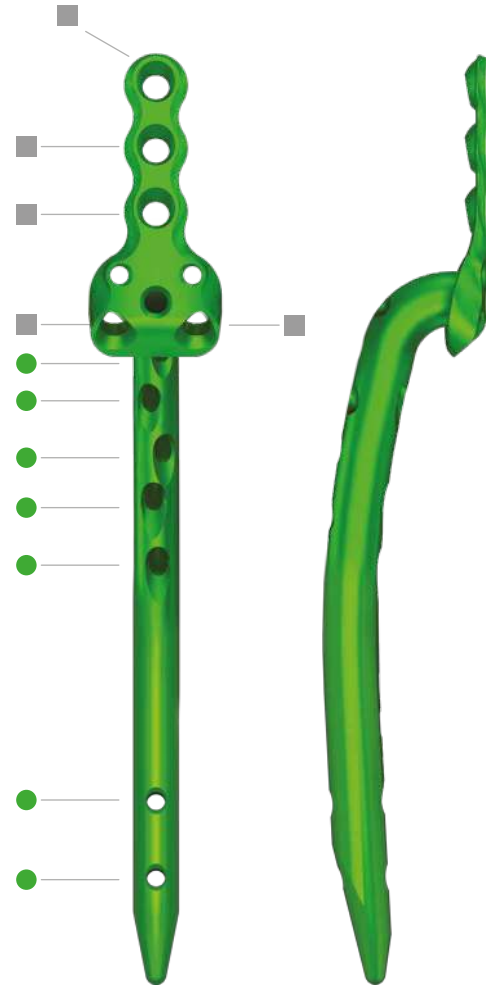
CHARFIX^{system 2}



Len	Ti
96	3.5324.002

	TiA	Co			
3.5332.xxx	✓		T8	2.4	12÷50
4.5235.xxx		✓	T8	2.4	8÷38

CHARFIX2 RADIAL NAIL L-103
CHARFIX2 GWÓŹDŹ PROMIENIOWY L-103



Len	Ti
103	3.5324.003

	TiA	Co			
3.5332.xxx	✓		T8	2.4	12÷50
4.5235.xxx		✓	T8	2.4	8÷38

The sterile version includes the suffix "S" in the catalog number, e.g. 3.5180.180S
Wersja sterylna zawiera w numerze katalogowym sufiks "S", np. 3.5180.180S

For other sizes, please contact our Sales Department
W celu uzyskania informacji o innych rozmiarach skontaktuj się z naszym Działem Sprzedaży

ST-85 See surgical technique
Patrz technika operacyjna

Use with instrument set no. **15.0429.100**
Stosować z instrumentarium **15.0429.100**

CHARFIX2 LOCKING SCREW 2.4 CHARFIX2 WKREŃ BLOKUJĄCY 2,4



Len	T8	TiA
12		3.5332.012
14		3.5332.014
16		3.5332.016
18		3.5332.018
20		3.5332.020
22		3.5332.022
24		3.5332.024
26		3.5332.026
28		3.5332.028
30		3.5332.030
32		3.5332.032
34		3.5332.034
36		3.5332.036
38		3.5332.038
40		3.5332.040
42		3.5332.042
44		3.5332.044
46		3.5332.046
48		3.5332.048
50		3.5332.050

4.0CHLP SCREW VA 2.4 4,0CHLP WKREŃ VA 2,4




Len	T8	Co
8		4.5235.008
10		4.5235.010
12		4.5235.012
14		4.5235.014
16		4.5235.016
18		4.5235.018
20		4.5235.020
22		4.5235.022
24		4.5235.024
26		4.5235.026
28		4.5235.028
30		4.5235.030
32		4.5235.032
34		4.5235.034
36		4.5235.036
38		4.5235.038

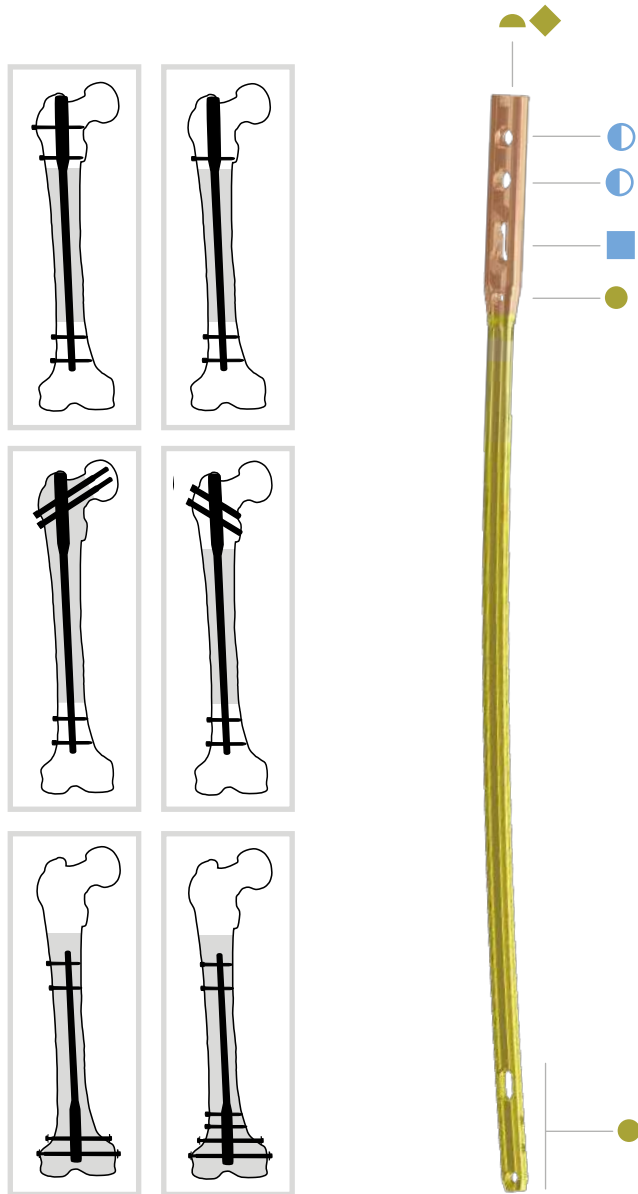


The sterile version includes the suffix "S" in the catalog number, e.g. 3.5180.180S
Wersja sterylna zawiera w numerze katalogowym sufiks "S", np. 3.5180.180S



For other sizes, please contact our Sales Department
W celu uzyskania informacji o innych rozmiarach skontaktuj się z naszym Działem Sprzedaży





CHARFIX system

	Len	L	R
9	200	3.2855.200	3.2854.200
	220	3.2855.220	3.2854.220
	240	3.2855.240	3.2854.240
	260	3.2855.260	3.2854.260
	280	3.2855.280	3.2854.280
	300	3.2855.300	3.2854.300
	320	3.2855.320	3.2854.320
	340	3.2855.340	3.2854.340
	360	3.2855.360	3.2854.360
	380	3.2855.380	3.2854.380
	400	3.2855.400	3.2854.400
	420	3.2855.420	3.2854.420
10	440	3.2855.440	3.2854.440
	460	3.2855.460	3.2854.460
	200	3.2857.200	3.2856.200
	220	3.2857.220	3.2856.220
	240	3.2857.240	3.2856.240
	260	3.2857.260	3.2856.260
	280	3.2857.280	3.2856.280
	300	3.2857.300	3.2856.300
	320	3.2857.320	3.2856.320
	340	3.2857.340	3.2856.340
	360	3.2857.360	3.2856.360
	380	3.2857.380	3.2856.380
11	400	3.2857.400	3.2856.400
	420	3.2857.420	3.2856.420
	440	3.2857.440	3.2856.440
	460	3.2857.460	3.2856.460
	200	3.2859.200	3.2858.200
	220	3.2859.220	3.2858.220
	240	3.2859.240	3.2858.240
	260	3.2859.260	3.2858.260
	280	3.2859.280	3.2858.280
	300	3.2859.300	3.2858.300
	320	3.2859.320	3.2858.320
	340	3.2859.340	3.2858.340
12	360	3.2859.360	3.2858.360
	380	3.2859.380	3.2858.380
	400	3.2859.400	3.2858.400
	420	3.2859.420	3.2858.420
	440	3.2859.440	3.2858.440
	460	3.2859.460	3.2858.460
	200	3.2861.200	3.2860.200
	220	3.2861.220	3.2860.220
	240	3.2861.240	3.2860.240
	260	3.2861.260	3.2860.260
	280	3.2861.280	3.2860.280
	300	3.2861.300	3.2860.300
320	3.2861.320	3.2860.320	
St	340	3.2861.340	3.2860.340
	360	3.2861.360	3.2860.360
	380	3.2861.380	3.2860.380
	400	3.2861.400	3.2860.400
	420	3.2861.420	3.2860.420
	440	3.2861.440	3.2860.440
460	3.2861.460	3.2860.460	

The sterile version includes the suffix "S" in the catalog number, e.g. 3.5180.180S
Wersja sterylna zawiera w numerze katalogowym sufiks "S", np. 3.5180.180S

For other sizes, please contact our Sales Department
W celu uzyskania informacji o innych rozmiarach skontaktuj się z naszym Działem Sprzedaży

ST-24 See surgical technique
Patrz technika operacyjna

Use with instrument set no. **40.5090.600, 40.5390.500**
or **40.5090.700 + 40.5090.710**
Stosować z instrumentarium **40.5090.600, 40.5390.500**
lub **40.5090.700 + 40.5090.710**

	TiA				
	3.1651.xxx	S3.5		6.5	40÷110
	3.1652.xxx	S5.0	✓	6.5	60÷120
	3.2109.xxx	S3.5		6.5	50÷90
	3.1654.xxx	S3.5		4.5	30÷90
	3.2106.007	S3.5			
	3.2104.002	S3.5			
	3.2104.3xx	S5.0	✓		0÷15



Stand for universal femoral nails (implants not included)
Statyw na gwoździe udowe uniwersalne (bez implantów)

40.5753.000

CHARFIX DISTAL SCREW 4.5
CHARFIX WKRĘT BLOKUJĄCY 4,5



Len	S3.5	TiA
30		3.1654.030
35		3.1654.035
40		3.1654.040
45		3.1654.045
50		3.1654.050
55		3.1654.055
60		3.1654.060
65		3.1654.065
70		3.1654.070
75		3.1654.075
80		3.1654.080
85		3.1654.085
90		3.1654.090

St

CHARFIX DISTAL SCREW 6.5
CHARFIX WKRĘT BLOKUJĄCY 6,5



Len	S3.5	TiA
40		3.1651.040
45		3.1651.045
50		3.1651.050
55		3.1651.055
60		3.1651.060
65		3.1651.065
70		3.1651.070
75		3.1651.075
80		3.1651.080
85		3.1651.085
90		3.1651.090
95		3.1651.095
100		3.1651.100
105		3.1651.105
110		3.1651.110

St

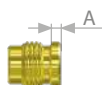
CHARFIX RECONSTRUCTION CANNULATED SCREW 6.5
CHARFIX WKRĘT REKONSTRUKCYJNY KANIULOWANY 6,5



L	L ₁	S5.0	TiA
60	25		3.1652.060
65	25		3.1652.065
70	25		3.1652.070
75	25		3.1652.075
80	25		3.1652.080
85	25		3.1652.085
90	25		3.1652.090
95	32		3.1652.095
100	32		3.1652.100
105	32		3.1652.105
110	32		3.1652.110
115	32		3.1652.115
120	32		3.1652.120

St

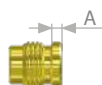
CHARFIX END CAP M10X1
CHARFIX ŚRUBA ZAŚLEPIAJĄCA M10X1



A	S3.5	TiA
2		3.2104.002

St

CHARFIX END CAP M10X1
CHARFIX ŚRUBA ZAŚLEPIAJĄCA M10X1



A	S5.0	TiA
0		3.2104.300
+5		3.2104.305
+10		3.2104.310
+15		3.2104.315

St

CHARFIX LOCKING SET 6.5
CHARFIX ZESTAW BLOKUJĄCY 6,5



L	Range Zakres	S3.5	TiA
50	50-65		3.2109.050
60	60-75		3.2109.060
70	70-85		3.2109.070
80	80-95		3.2109.080
90	90-105		3.2109.090

St

CHARFIX COMPRESSION SCREW M10X1
CHARFIX ŚRUBA KOMPRESYJNA M10X1



S3.5	TiA
	3.2106.007

St



The sterile version includes the suffix "S" in the catalog number, e.g. 3.5180.180S
Wersja sterylna zawiera w numerze katalogowym sufiks "S", np. 3.5180.180S



For other sizes, please contact our Sales Department
W celu uzyskania informacji o innych rozmiarach skontaktuj się z naszym Działem Sprzedaży



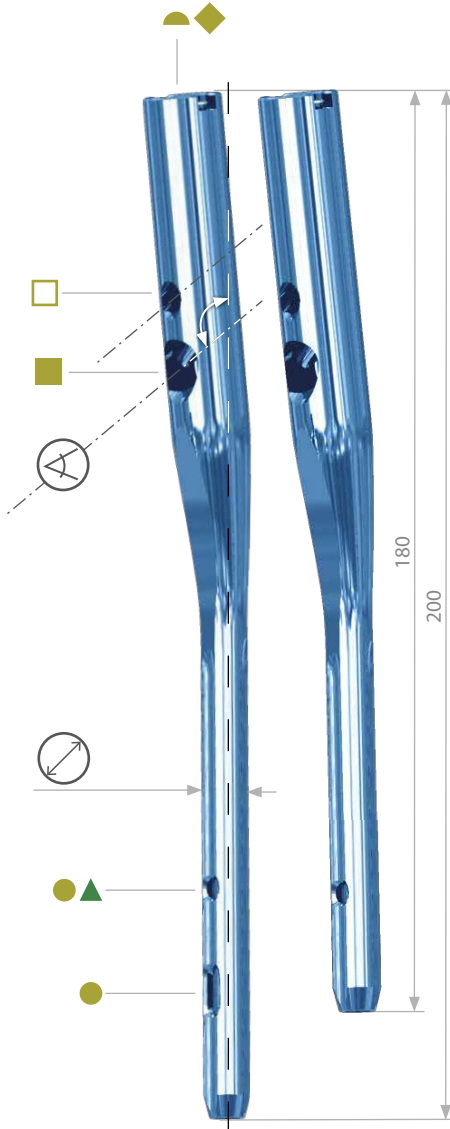
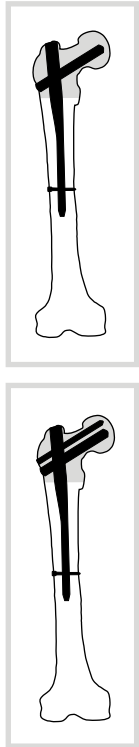
Stand for CHARFIX nail locking elements
(set with a box without implants)
Statyw na elementy blokujące gwoździe CHARFIX
(komplet z puszką bez implantów)

40.4686.200



Stand for CHARFIX femoral screws and nails
(set with a box without implants)
Statyw na wkręty i gwoździe udowe CHARFIX
(komplet z puszką bez implantów)

15.0411.600



Recommended
Zalecane

				Len				
125°	10			180	3.4864.180			
				200	3.4864.200			
	11			180	3.4865.180			
				200	3.4865.200			
				12			180	3.4866.180
							200	3.4866.200
130°	10			180	3.4876.180			
				200	3.4876.200			
	11			180	3.4877.180			
				200	3.4877.200			
				12			180	3.4878.180
							200	3.4878.200
135°	10			180	3.4888.180			
				200	3.4888.200			
	11			180	3.4889.180			
				200	3.4889.200			
				12			180	3.4890.180
							200	3.4890.200



The sterile version includes the suffix "S" in the catalog number, e.g. 3.5180.180S

Wersja sterylna zawiera w numerze katalogowym sufix "S", np. 3.5180.180S



For other sizes, please contact our Sales Department
W celu uzyskania informacji o innych rozmiarach skontaktuj się z naszym Działem Sprzedaży



ST-28 See surgical technique
Patrz technika operacyjna




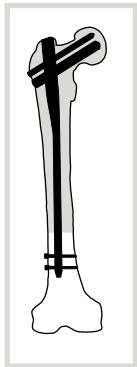
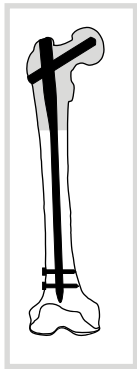
Use with instrument set no. **40.5520.600**
Stosować z instrumentarium **40.5520.600**

	TiA					
	3.1938.xxx			✓	11	70÷120
	3.2104.003	S3.5		✓		
	3.1935.xxx	S4		✓	6.5	70÷120
	3.1657.xxx	S3.5	✓		5.0	30÷60
	3.1654.xxx	S3.5			4.5	30÷60
	3.2106.008	S4				
	3.2104.6xx	S4		✓		0÷15



Stand for ChFN trochanteric nails
(set with a box without implants)
Stawy do gwoździ krętarzowych ChFN
(komplet z puszką bez implantów)

40.4687.200



Recommended
Zalecane

		Len	L	R
10	340	3.4927.340	3.4926.340	
	360	3.4927.360	3.4926.360	
	380	3.4927.380	3.4926.380	
	400	3.4927.400	3.4926.400	
	420	3.4927.420	3.4926.420	
125°	340	3.4929.340	3.4928.340	
	360	3.4929.360	3.4928.360	
	380	3.4929.380	3.4928.380	
	400	3.4929.400	3.4928.400	
	420	3.4929.420	3.4928.420	
130°	340	3.4931.340	3.4930.340	
	360	3.4931.360	3.4930.360	
	380	3.4931.380	3.4930.380	
	400	3.4931.400	3.4930.400	
	420	3.4931.420	3.4930.420	
135°	340	3.4951.340	3.4950.340	
	360	3.4951.360	3.4950.360	
	380	3.4951.380	3.4950.380	
	400	3.4951.400	3.4950.400	
	420	3.4951.420	3.4950.420	
10	340	3.4953.340	3.4952.340	
	360	3.4953.360	3.4952.360	
	380	3.4953.380	3.4952.380	
	400	3.4953.400	3.4952.400	
	420	3.4953.420	3.4952.420	
11	340	3.4955.340	3.4954.340	
	360	3.4955.360	3.4954.360	
	380	3.4955.380	3.4954.380	
	400	3.4955.400	3.4954.400	
	420	3.4955.420	3.4954.420	
12	340	3.4975.340	3.4974.340	
	360	3.4975.360	3.4974.360	
	380	3.4975.380	3.4974.380	
	400	3.4975.400	3.4974.400	
	420	3.4975.420	3.4974.420	
10	340	3.4977.340	3.4976.340	
	360	3.4977.360	3.4976.360	
	380	3.4977.380	3.4976.380	
	400	3.4977.400	3.4976.400	
	420	3.4977.420	3.4976.420	
11	340	3.4979.340	3.4978.340	
	360	3.4979.360	3.4978.360	
	380	3.4979.380	3.4978.380	
	400	3.4979.400	3.4978.400	
	420	3.4979.420	3.4978.420	
12	340	3.4979.340	3.4978.340	
	360	3.4979.360	3.4978.360	
	380	3.4979.380	3.4978.380	
	400	3.4979.400	3.4978.400	
	420	3.4979.420	3.4978.420	



The sterile version includes the suffix "S" in the catalog number, e.g. 3.5180.180S

Wersja sterylna zawiera w numerze katalogowym sufix "S", np. 3.5180.180S



For other sizes, please contact our Sales Department
W celu uzyskania informacji o innych rozmiarach skontaktuj się z naszym Działem Sprzedaży



ST-28 See surgical technique
Patrz technika operacyjna



Use with instrument set no. **40.5520.600**
Stosować z instrumentarium **40.5520.600**

	TiA					
	3.1938.xxx		✓	11	70÷120	
	3.2104.003	S3.5	✓			
	3.1935.xxx	S4.0	✓	6.5	70÷120	
	3.1657.xxx	S3.5	✓	5.0	30÷60	
	3.1654.xxx	S3.5		4.5	30÷60	
	3.2106.008	S4.0				
	3.2104.6xx	S4.0	✓		0÷15	



Palette for trochanteric nails (implants not included)
Paleta do gwoździ krętarzowych (bez implantów)

40.4681.100



CHFN JOIN CANNULATED TROCHANTERIC
SCREW COLLAR 6.5
CHFN ŚRUBA ZESPALAJĄCA KANIULOWANA
KRĘTARZOWA Z KOŁNIERZEM 6,5



S4.0	
Len	TiA
70	3.1935.070
75	3.1935.075
80	3.1935.080
85	3.1935.085
90	3.1935.090
95	3.1935.095
100	3.1935.100
105	3.1935.105
110	3.1935.110
115	3.1935.115
120	3.1935.120

CHARFIX DISTAL SCREW 4.5
CHARFIX WKREŃ BLOKUJĄCY 4,5



S3.5	
Len	TiA
30	3.1654.030
35	3.1654.035
40	3.1654.040
45	3.1654.045
50	3.1654.050
55	3.1654.055
60	3.1654.060
65	3.1654.065
70	3.1654.070
75	3.1654.075
80	3.1654.080

CHARFIX DISTAL SCREW 5.0
CHARFIX WKREŃ BLOKUJĄCY 5,0



S3.5	
Len	TiA
30	3.1657.030
35	3.1657.035
40	3.1657.040
45	3.1657.045
50	3.1657.050
55	3.1657.055
60	3.1657.060
65	3.1657.065
70	3.1657.070
75	3.1657.075
80	3.1657.080

CHFN JOIN CANNULATED TROCHANTERIC
SCREW COLLAR 11
CHFN ŚRUBA ZESPALAJĄCA KANIULOWANA
KRĘTARZOWA Z KOŁNIERZEM 11




Len	TiA
70	3.1938.070
75	3.1938.075
80	3.1938.080
85	3.1938.085
90	3.1938.090
95	3.1938.095
100	3.1938.100
105	3.1938.105
110	3.1938.110
115	3.1938.115
120	3.1938.120

CHFN END CAP M8X1.25
CHFN ŚRUBA ZASLEPIAJĄCA M8X1,25



S3.5	
TiA	
	3.2104.003

CHFN END CAP M12X1.75
CHFN ŚRUBA ZASLEPIAJĄCA M12X1,75



S4.0	
A	TiA
0	3.2104.600
+5	3.2104.605
+10	3.2104.610
+15	3.2104.615

CHFN COMPRESSION SCREW M8X1.25
CHFN ŚRUBA KOMPRESYJNA M8X1,25




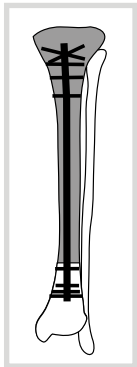
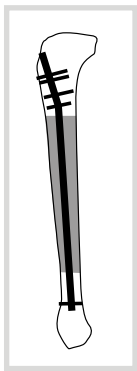
S4.0	
TiA	
	3.2106.008



The sterile version includes the suffix "S" in the catalog number, e.g. 3.5180.180S
Wersja sterylna zawiera w numerze katalogowym sufiks "S", np. 3.5180.180S



For other sizes, please contact our Sales Department
W celu uzyskania informacji o innych rozmiarach skontaktuj się z naszym Działem Sprzedaży



Len	Ø	Locking Options	Material
270	8	Proximal, Intermediate, Distal	TiA
285	8	Proximal, Intermediate, Distal	TiA
300	8	Proximal, Intermediate, Distal	TiA
315	8	Proximal, Intermediate, Distal	TiA
330	8	Proximal, Intermediate, Distal	TiA
345	8	Proximal, Intermediate, Distal	TiA
360	8	Proximal, Intermediate, Distal	TiA
375	8	Proximal, Intermediate, Distal	TiA
390	8	Proximal, Intermediate, Distal	TiA
270	9	Proximal, Intermediate, Distal	TiA
285	9	Proximal, Intermediate, Distal	TiA
300	9	Proximal, Intermediate, Distal	TiA
315	9	Proximal, Intermediate, Distal	TiA
330	9	Proximal, Intermediate, Distal	TiA
345	9	Proximal, Intermediate, Distal	TiA
360	9	Proximal, Intermediate, Distal	TiA
375	9	Proximal, Intermediate, Distal	TiA
390	9	Proximal, Intermediate, Distal	TiA
270	10	Proximal, Intermediate, Distal	TiA
285	10	Proximal, Intermediate, Distal	TiA
300	10	Proximal, Intermediate, Distal	TiA
315	10	Proximal, Intermediate, Distal	TiA
330	10	Proximal, Intermediate, Distal	TiA
345	10	Proximal, Intermediate, Distal	TiA
360	10	Proximal, Intermediate, Distal	TiA
375	10	Proximal, Intermediate, Distal	TiA
390	10	Proximal, Intermediate, Distal	TiA
270	11	Proximal, Intermediate, Distal	TiA
285	11	Proximal, Intermediate, Distal	TiA
300	11	Proximal, Intermediate, Distal	TiA
315	11	Proximal, Intermediate, Distal	TiA
330	11	Proximal, Intermediate, Distal	TiA
345	11	Proximal, Intermediate, Distal	TiA
360	11	Proximal, Intermediate, Distal	TiA
375	11	Proximal, Intermediate, Distal	TiA
390	11	Proximal, Intermediate, Distal	TiA
270	12	Proximal, Intermediate, Distal	TiA
285	12	Proximal, Intermediate, Distal	TiA
300	12	Proximal, Intermediate, Distal	TiA
315	12	Proximal, Intermediate, Distal	TiA
330	12	Proximal, Intermediate, Distal	TiA
345	12	Proximal, Intermediate, Distal	TiA
360	12	Proximal, Intermediate, Distal	TiA
375	12	Proximal, Intermediate, Distal	TiA
390	12	Proximal, Intermediate, Distal	TiA



The sterile version includes the suffix "S" in the catalog number, e.g. 3.5180.180S
Wersja sterylna zawiera w numerze katalogowym sufix "S", np. 3.5180.180S



For other sizes, please contact our Sales Department
W celu uzyskania informacji o innych rozmiarach skontaktuj się z naszym Działem Sprzedaży




ST-25 See surgical technique
Patrz technika operacyjna



Use with instrument set no. **40.5000.100, 40.5000.500, 40.5000.600**
Stosować z instrumentarium **40.5000.100, 40.5000.500, 40.5000.600**



Locking Option	Part No.	Material	Thread	Length	Locking Range
Triangle	3.1657.xxx	S3.5	✓	5.0	26÷80
Circle	3.1654.xxx	S3.5		4.5	25÷80
Triangle	3.2106.002	S3.5			
Diamond	3.2104.1xx	S3.5	✓		0÷15



Stand for tibial nails CHARFIX/CHARFIX2 (implants not included)
Stawy do gwóździ piszczelowych CHARFIX/CHARFIX2 (bez implantów)

40.5750.000

CHARFIX DISTAL SCREW 4.5
CHARFIX WKRĘT BLOKUJĄCY 4,5



S3.5	
Len	TiA
25	3.1654.025
30	3.1654.030
35	3.1654.035
40	3.1654.040
45	3.1654.045
50	3.1654.050
55	3.1654.055
60	3.1654.060
65	3.1654.065
70	3.1654.070
75	3.1654.075
80	3.1654.080

St

CHARFIX DISTAL SCREW 5.0
CHARFIX WKRĘT BLOKUJĄCY 5,0



S3.5	
Len	TiA
26	3.1657.026
30	3.1657.030
35	3.1657.035
40	3.1657.040
45	3.1657.045
50	3.1657.050
55	3.1657.055
60	3.1657.060
65	3.1657.065
70	3.1657.070
75	3.1657.075
80	3.1657.080

St

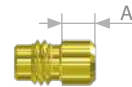
CHARFIX COMPRESSION SCREW M8X1.25
CHARFIX ŚRUBA KOMPRESYJNA M8X1,25



S3.5	
Len	TiA
3.2106.002	

St

CHARFIX END CAP M8
CHARFIX ŚRUBA ZAŚLEPIAJĄCA M8



S3.5	
A	TiA
0	3.2104.100
+5	3.2104.105
+10	3.2104.110
+15	3.2104.115

St



The sterile version includes the suffix "S" in the catalog number, e.g. 3.5180.180S
Wersja sterylna zawiera w numerze katalogowym sufiks "S", np. 3.5180.180S



For other sizes, please contact our Sales Department
W celu uzyskania informacji o innych rozmiarach skontaktuj się z naszym Działem Sprzedaży



Stand for CHARFIX nail locking elements
(set with a box without implants)
Stawy na elementy blokujące gwoździe CHARFIX
(komplet z puszką bez implantów)

40.4686.200



		Len					
10		160	3.2492.160				3.2482.160
		180	3.2492.180				3.2482.180
		200	3.2492.200				3.2482.200
		220	3.2492.220				3.2482.220
		240	3.2492.240				3.2482.240
		260	3.2492.260				3.2482.260
		280	3.2492.280				3.2482.280
		300	3.2492.300				3.2482.300
11		160	3.2493.160				3.2483.160
		180	3.2493.180				3.2483.180
		200	3.2493.200				3.2483.200
		220	3.2493.220				3.2483.220
		240	3.2493.240				3.2483.240
		260	3.2493.260				3.2483.260
		280	3.2493.280				3.2483.280
		300	3.2493.300				3.2483.300
12		160	3.2494.160				3.2484.160
		180	3.2494.180				3.2484.180
		200	3.2494.200				3.2484.200
		220	3.2494.220				3.2484.220
		240	3.2494.240				3.2484.240
		260	3.2494.260				3.2484.260
		280	3.2494.280				3.2484.280
		300	3.2494.300				3.2484.300



The sterile version includes the suffix "S" in the catalog number, e.g. 3.5180.180S

Wersja sterylna zawiera w numerze katalogowym sufiks "S", np. 3.5180.180S



For other sizes, please contact our Sales Department
W celu uzyskania informacji o innych rozmiarach skontaktuj się z naszym Działem Sprzedaży



ST-27 See surgical technique
Patrz technika operacyjna



Use with instrument set no. **40.5000.100, 40.5000.500, 40.5000.600** *
Stosować z instrumentarium **40.5000.100, 40.5000.500, 40.5000.600** *

	3.1654.xxx	S3.5			4.5	25÷100
	3.2104.003	S3.5		✓		

* Use with instrument set **40.5000.600**, with targeter B-D **40.5372**, lateral targeter **40.5378**, or with instrument set **40.5000.100/40.5000.500**, with angular targeter 90° **40.5007.000** – left, **40.5007.100** – right, connecting screw M8x1,25 **40.5008**, targeter D **40.5010**.

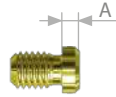
Stosować z instrumentarium **40.5000.600**, z celownikiem B-D **40.5372**, celownikiem bocznym **40.5378**, lub z instrumentarium **40.5000.100/40.5000.500**, z celownikiem kątowym 90° **40.5007.000** - lewym, **40.5007.100** - prawym, śrubą łączącą M8x1,25 **40.5008**, celownikiem D **40.5010**.

CHARFIX DISTAL SCREW 4.5
CHARFIX WKRĘT BLOKUJĄCY 4,5



Len	S3.5	TiA
25		3.1654.025
30		3.1654.030
35		3.1654.035
40		3.1654.040
45		3.1654.045
50		3.1654.050
55		3.1654.055
60		3.1654.060
65		3.1654.065
70		3.1654.070
75		3.1654.075
80		3.1654.080
85		3.1654.085
90		3.1654.090
95		3.1654.085
100		3.1654.100

CHFND END CAP M8X1.25
CHFND ŚRUBA ZAŚLEPIAJĄCA M8X1,25



A	S3.5	TiA
+3		3.2104.003



The sterile version includes the suffix "S" in the catalog number, e.g. 3.5180.180S
Wersja sterylna zawiera w numerze katalogowym sufiks "S", np. 3.5180.180S

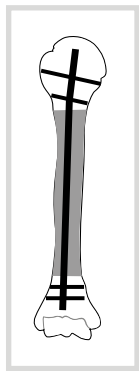


For other sizes, please contact our Sales Department
W celu uzyskania informacji o innych rozmiarach skontaktuj się z naszym Działem Sprzedaży



Stand for CHARFIX nail locking elements
(set with a box without implants)
Statyw na elementy blokujące gwoździe CHARFIX
(komplet z puszką bez implantów)

40.4686.200



	Len	L R	L R
6	180	3.2383.180	3.2099.180
	200	3.2383.200	3.2099.200
	220	3.2383.220	3.2099.220
	240	3.2383.240	3.2099.240
	260	3.2383.260	3.2099.260
	280	3.2383.280	3.2099.280
7	300	3.2383.300	3.2099.300
	320	3.2383.320	3.2099.320
	180	3.2384.180	3.2100.180
	200	3.2384.200	3.2100.200
	220	3.2384.220	3.2100.220
	240	3.2384.240	3.2100.240
8	260	3.2384.260	3.2100.260
	280	3.2384.280	3.2100.280
	300	3.2384.300	3.2100.300
	320	3.2384.320	3.2100.320
	180	3.2095.180	3.2097.180
	200	3.2095.200	3.2097.200
9	220	3.2095.220	3.2097.220
	240	3.2095.240	3.2097.240
	260	3.2095.260	3.2097.260
	280	3.2095.280	3.2097.280
	300	3.2095.300	3.2097.300
	320	3.2095.320	3.2097.320
9	180	3.2096.180	3.2098.180
	200	3.2096.200	3.2098.200
	220	3.2096.220	3.2098.220
	240	3.2096.240	3.2098.240
	260	3.2096.260	3.2098.260
	280	3.2096.280	3.2098.280
9	300	3.2096.300	3.2098.300
	320	3.2096.320	3.2098.320

St



The sterile version includes the suffix "S" in the catalog number, e.g. 3.5180.180S
Wersja sterylna zawiera w numerze katalogowym sufiks "S", np. 3.5180.180S



For other sizes, please contact our Sales Department
W celu uzyskania informacji o innych rozmiarach skontaktuj się z naszym Działem Sprzedaży



ST-04 See surgical technique
Patrz technika operacyjna



Use with instrument set no. **40.5020.500**
Stosować z instrumentarium **40.5020.500**

	TiA				
	3.1654.xxx	S3.5	4.5	25÷80	
	3.1655.xxx	S3.5	3.5	20÷50	
	3.2106.004	S3.5			
	3.2104.5xx	S3.5	✓	0÷5	

St



Stand for humeral nails (implants not included)
Statyw na gwoździe ramienne (bez implantów)

40.5751.000

CHARFIX DISTAL SCREW 3.5 CHARFIX WKREŃT BLOKUJĄCY 3,5



Len	S3.5	TiA
20		
25		
30		
35		
40		
45		
50		

St

CHARFIX DISTAL SCREW 4.5 CHARFIX WKREŃT BLOKUJĄCY 4,5



Len	S3.5	TiA
25		
30		
35		
40		
45		
50		
55		
60		
65		
70		
80		

St

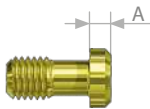
CHARFIX COMPRESSION SCREW M7X1 CHARFIX ŚRUBA KOMPRESYJNA M7X1



S3.5	TiA
3.2106.004	

St

CHARFIX END CAP M7 CHARFIX ŚRUBA ZAŚLEPIAJĄCA M7



A	S3.5	TiA
0		
+5		

St



The sterile version includes the suffix "S" in the catalog number, e.g. 3.5180.180S
Wersja sterylna zawiera w numerze katalogowym sufiks "S", np. 3.5180.180S

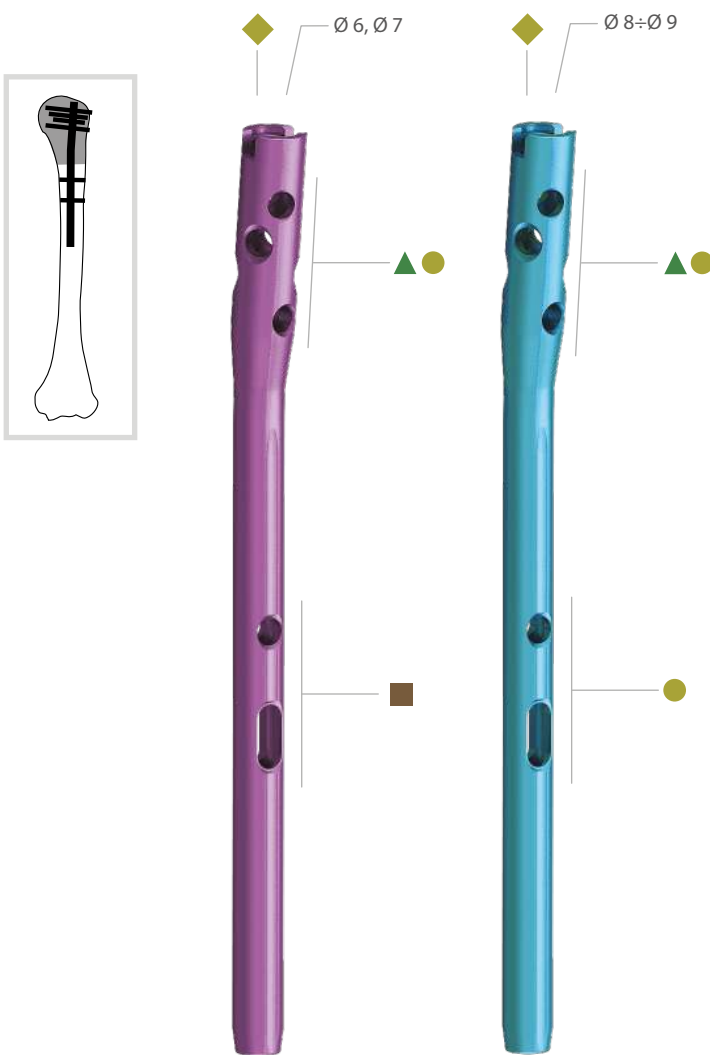


For other sizes, please contact our Sales Department
W celu uzyskania informacji o innych rozmiarach skontaktuj się z naszym Działem Sprzedaży



Stand for CHARFIX nail locking elements
(set with a box without implants)
Stawy na elementy blokujące gwoździe CHARFIX
(komplet z puszką bez implantów)

40.4686.200



	Len	
7	150	3.2432.150
	180	3.2432.180
8	150	3.2434.150
	180	3.2434.180
9	150	3.2436.150
	180	3.2436.180

St

Ster
Non
Ster

The sterile version includes the suffix "S" in the catalog number, e.g. 3.5180.180S
Wersja sterylna zawiera w numerze katalogowym sufix "S", np. 3.5180.180S

i

For other sizes, please contact our Sales Department
W celu uzyskania informacji o innych rozmiarach skontaktuj się z naszym Działem Sprzedaży

ST-04


See surgical technique
Patrz technika operacyjna



Use with instrument set no. **40.5020.500**
Stosować z instrumentarium **40.5020.500**

	TiA					
	▲	3.1657.xxx	S3.5	✓	5.0	30÷70
	●	3.1654.xxx	S3.5		4.5	25÷80
	■	3.1655.xxx	S3.5		3.5	20÷50
	◆	3.2104.2xx	S3.5	✓		0÷5

St



Stand for humeral nails (implants not included)
Statyw na gwoździe ramienne (bez implantów)

40.5751.000



	Len	
6	200	3.2431.200
	220	3.2431.220
	240	3.2431.240
	260	3.2431.260
	280	3.2431.280
	300	3.2431.300
7	320	3.2431.320
	200	3.2433.200
	220	3.2433.220
	240	3.2433.240
	260	3.2433.260
	280	3.2433.280
8	300	3.2433.300
	320	3.2433.320
	200	3.2435.200
	220	3.2435.220
	240	3.2435.240
	260	3.2435.260
9	280	3.2435.280
	300	3.2435.300
	320	3.2435.320
	200	3.2437.200
	220	3.2437.220
	240	3.2437.240
	260	3.2437.260
	280	3.2437.280
	300	3.2437.300
	320	3.2437.320

St

Ster
Non
Ster

The sterile version includes the suffix "S" in the catalog number, e.g. 3.5180.180S
Wersja sterylna zawiera w numerze katalogowym sufiks "S", np. 3.5180.180S

i

For other sizes, please contact our Sales Department
W celu uzyskania informacji o innych rozmiarach skontaktuj się z naszym Działem Sprzedaży

ST-04

See surgical technique
Patrz technika operacyjna



Use with instrument set no. **40.5020.500**
Stosować z instrumentarium **40.5020.500**

	TiA				
	▲	3.1657.xxx	S3.5	✓	5.0 30÷70
	●	3.1654.xxx	S3.5		4.5 25÷80
	■	3.1655.xxx	S3.5		3.5 20÷50
	◆	3.2104.2xx	S3.5	✓	0÷5

St



Stand for humeral nails (implants not included)
Statyw na gwoździe ramienne (bez implantów)

40.5751.000

CHARFIX DISTAL SCREW 3.5 CHARFIX WKREŃT BLOKUJĄCY 3,5



Len	S3.5	TiA
20		3.1655.020
25		3.1655.025
30		3.1655.030
35		3.1655.035
40		3.1655.040
45		3.1655.045
50		3.1655.050

St

CHARFIX DISTAL SCREW 4.5 CHARFIX WKREŃT BLOKUJĄCY 4,5



Len	S3.5	TiA
25		3.1654.025
30		3.1654.030
35		3.1654.035
40		3.1654.040
45		3.1654.045
50		3.1654.050
55		3.1654.055
60		3.1654.060
65		3.1654.065
70		3.1654.070
80		3.1654.080

St

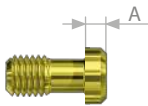
CHARFIX DISTAL SCREW 5.0 CHARFIX WKREŃT BLOKUJĄCY 5,0



Len	S3.5	TiA
30		3.1657.030
35		3.1657.035
40		3.1657.040
45		3.1657.045
50		3.1657.050
55		3.1657.055
60		3.1657.060
65		3.1657.065
70		3.1657.070

St

CHARFIX END CAP M7 CHARFIX ŚRUBA ZAŚLEPIAJĄCA M7



A	S3.5	TiA
0		3.2104.200
+5		3.2104.205

St



The sterile version includes the suffix "S" in the catalog number, e.g. 3.5180.180S
Wersja sterylna zawiera w numerze katalogowym sufix "S", np. 3.5180.180S

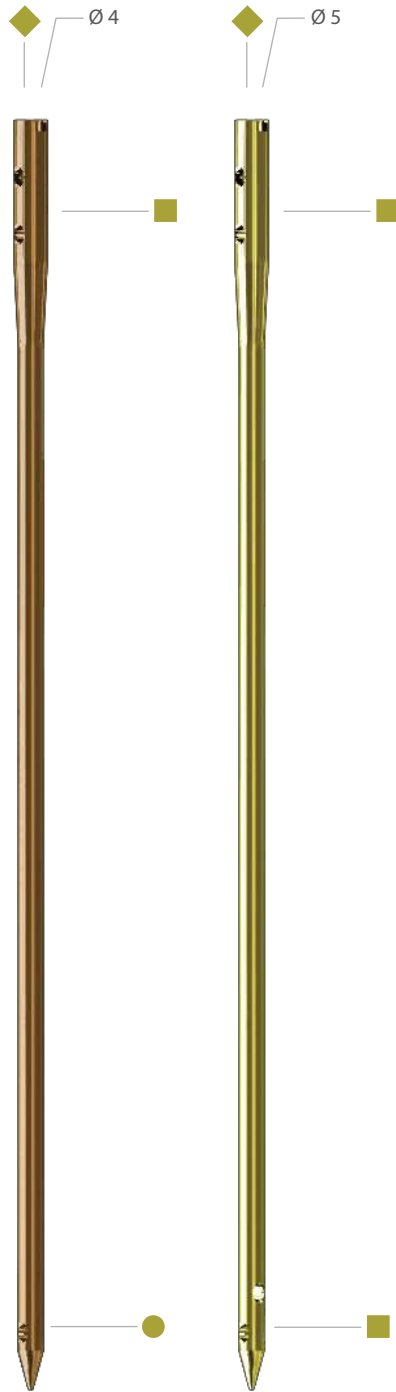
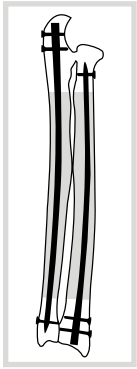


For other sizes, please contact our Sales Department
W celu uzyskania informacji o innych rozmiarach skontaktuj się z naszym Działem Sprzedaży



Stand for CHARFIX nail locking elements
(set with a box without implants)
Stawy na elementy blokujące gwoździe CHARFIX
(komplet z puszką bez implantów)

40.4686.200



	Len	TiA
4	180	3.2102.180
	200	3.2102.200
	220	3.2102.220
	240	3.2102.240
	260	3.2102.260
5	180	3.2103.180
	200	3.2103.200
	220	3.2103.220
	240	3.2103.240
	260	3.2103.260



The sterile version includes the suffix "S" in the catalog number, e.g. 3.5180.180S
Wersja sterylna zawiera w numerze katalogowym sufiks "S", np. 3.5180.180S



For other sizes, please contact our Sales Department
W celu uzyskania informacji o innych rozmiarach skontaktuj się z naszym Działem Sprzedaży





ST-07 See surgical technique
Patrz technika operacyjna



Use with instrument set no. **40.4580.500, 15.0417.100**
Stosować z instrumentarium **40.4580.500, 15.0417.100**

	TiA				
	3.1203.xxx	S2.5	2.7	16÷34	
	3.1022.xxx	S2.5	1.5/2.7	16÷26	
	3.2104.004	S2.5			



	Len	TiA
4	180	3.2360.180
	200	3.2360.200
	220	3.2360.220
	240	3.2360.240
	260	3.2360.260
5	180	3.2361.180
	200	3.2361.200
	220	3.2361.220
	240	3.2361.240
	260	3.2361.260



The sterile version includes the suffix "S" in the catalog number, e.g. 3.5180.180S
Wersja sterylna zawiera w numerze katalogowym sufiks "S", np. 3.5180.180S



For other sizes, please contact our Sales Department
W celu uzyskania informacji o innych rozmiarach skontaktuj się z naszym Działem Sprzedaży



ST-07 See surgical technique
Patrz technika operacyjna



Use with instrument set no. **40.4580.500, 15.0417.100**
Stosować z instrumentarium **40.4580.500, 15.0417.100**

	TiA			
	3.1203.xxx	S2.5	2.7	16÷34
	3.1022.xxx	S2.5	1.5/2.7	16÷26
	3.2106.006	S2.5		

CORTICAL SELF - TAPPING SCREW 2.7
WKRĘT KOROWY SAMOGWINTUJĄCY 2,7



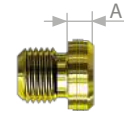
S2.5	
Len	TiA
16	3.1203.016
18	3.1203.018
20	3.1203.020
22	3.1203.022
24	3.1203.024
26	3.1203.026
28	3.1203.028
30	3.1203.030
32	3.1203.032
34	3.1203.034

CORTEX SELF - TAPPING SCREW 1.5/2.7
WKRĘT KOROWY SAMOGWINTUJĄCY 1,5/2,7



S2.5	
Len	TiA
16	3.1022.016
18	3.1022.018
20	3.1022.020
22	3.1022.022
24	3.1022.024
26	3.1022.026

CHARFIX END CAP M4X0.7
CHARFIX ŚRUBA ZAŚLEPIAJĄCA M4X0,7



A	TiA
+2.5	3.2104.004

CHARFIX COMPRESSION SCREW M4
CHARFIX ŚRUBA KOMPRESYJNA M4



S2.5	
TiA	
	3.2106.006



The sterile version includes the suffix "S" in the catalog number, e.g. 3.5180.180S
Wersja sterylna zawiera w numerze katalogowym sufiks "S", np. 3.5180.180S

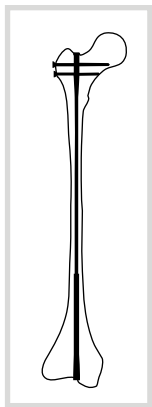


For other sizes, please contact our Sales Department
W celu uzyskania informacji o innych rozmiarach skontaktuj się z naszym Działem Sprzedaży



Stand for forearm nails (set with container without implants)
Statyw do gwoździ przedramienia (komplet z puszką bez implantów)

40.8538.000



	Len	St	L R
3.5	180	1.2512.180	
	190	1.2512.190	
	200	1.2512.200	
	210	1.2512.210	
	220	1.2512.220	
	230	1.2512.230	
	240	1.2512.240	
	250	1.2512.250	
	260	1.2512.260	
	270	1.2512.270	
	280	1.2512.280	
	290	1.2512.290	
300	1.2512.300		
4	180	1.2513.180	
	190	1.2513.190	
	200	1.2513.200	
	210	1.2513.210	
	220	1.2513.220	
	230	1.2513.230	
	240	1.2513.240	
	250	1.2513.250	
	260	1.2513.260	
	270	1.2513.270	
	280	1.2513.280	
	290	1.2513.290	
300	1.2513.300		
4.5	180	1.2514.180	
	190	1.2514.190	
	200	1.2514.200	
	210	1.2514.210	
	220	1.2514.220	
	230	1.2514.230	
	240	1.2514.240	
	250	1.2514.250	
	260	1.2514.260	
	270	1.2514.270	
	280	1.2514.280	
	290	1.2514.290	
300	1.2514.300		



The sterile version includes the suffix "S" in the catalog number, e.g. 3.5180.180S

Wersja sterylna zawiera w numerze katalogowym sufiks "S", np. 3.5180.180S



For other sizes, please contact our Sales Department
W celu uzyskania informacji o innych rozmiarach skontaktuj się z naszym Działem Sprzedaży

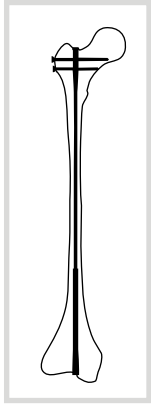


ST-17 See surgical technique
Patrz technika operacyjna



Use with instrument set no. **40.5080.500 + 15.0417.100** or **40.4580.500**
Stosować z instrumentarium **40.5080.500 + 15.0417.100** lub **40.4580.500**

	St				
	1.1203.xxx	S2.5	2.7	6÷45	
	1.2104.004	S2.5			



	Len	St	L R
3.5	120	1.2522.120	
	125	1.2522.125	
	130	1.2522.130	
	135	1.2522.135	
	140	1.2522.140	
	145	1.2522.145	
4	150	1.2522.150	
	120	1.2523.120	
	125	1.2523.125	
	130	1.2523.130	
	135	1.2523.135	
	140	1.2523.140	
4.5	145	1.2523.145	
	150	1.2523.150	
	120	1.2524.120	
	125	1.2524.125	
	130	1.2524.130	
	135	1.2524.135	
	140	1.2524.140	
	145	1.2524.145	
	150	1.2524.150	



The sterile version includes the suffix "S" in the catalog number, e.g. 3.5180.180S

Wersja sterylna zawiera w numerze katalogowym sufiks "S", np. 3.5180.180S



For other sizes, please contact our Sales Department
W celu uzyskania informacji o innych rozmiarach skontaktuj się z naszym Działem Sprzedaży

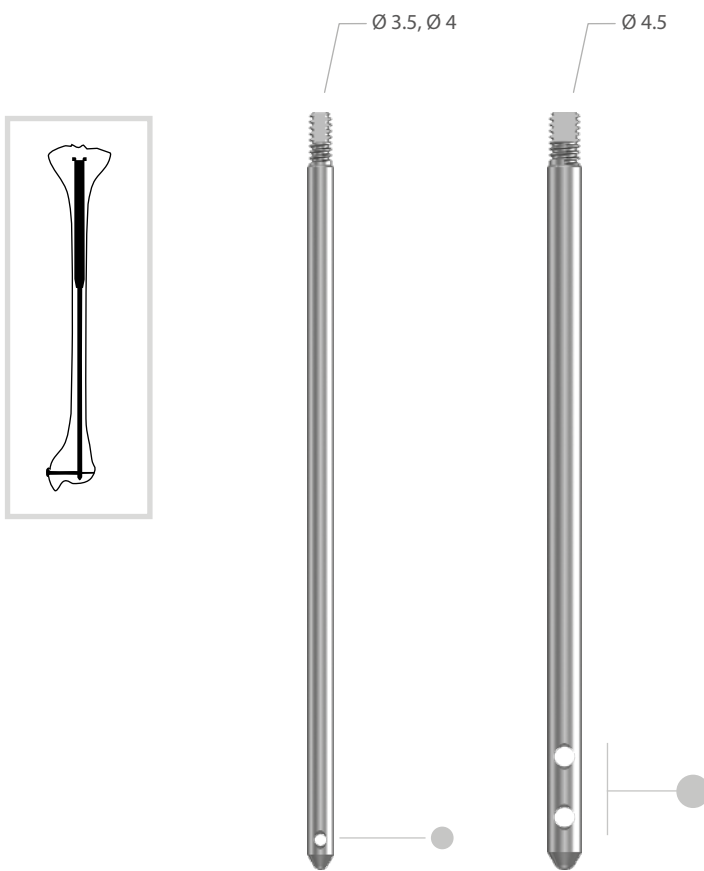


ST-17 See surgical technique
Patrz technika operacyjna



Use with instrument set no. **40.5080.500 + 15.0417.100** or **40.4580.500**
Stosować z instrumentarium **40.5080.500 + 15.0417.100** lub **40.4580.500**

	St				
1.2530.000	S2.5				



	Len	St	L R
3.5	180	1.2533.180	
	190	1.2533.190	
	200	1.2533.200	
	210	1.2533.210	
	220	1.2533.220	
	230	1.2533.230	
	240	1.2533.240	
	250	1.2533.250	
	260	1.2533.260	
	270	1.2533.270	
	280	1.2533.280	
	290	1.2533.290	
300	1.2533.300		
4	180	1.2534.180	
	190	1.2534.190	
	200	1.2534.200	
	210	1.2534.210	
	220	1.2534.220	
	230	1.2534.230	
	240	1.2534.240	
	250	1.2534.250	
	260	1.2534.260	
	270	1.2534.270	
	280	1.2534.280	
	290	1.2534.290	
300	1.2534.300		
4.5	180	1.2535.180	
	190	1.2535.190	
	200	1.2535.200	
	210	1.2535.210	
	220	1.2535.220	
	230	1.2535.230	
	240	1.2535.240	
	250	1.2535.250	
	260	1.2535.260	
	270	1.2535.270	
	280	1.2535.280	
	290	1.2535.290	
300	1.2535.300		



Use with instrument set no. **40.5080.500 + 15.0417.100** or **40.4580.500**
Stosować z instrumentarium **40.5080.500 + 15.0417.100** lub **40.4580.500**

	St				
	1.1022.xxx	S2.5	1.5/2.7	10÷70	
	1.1203.xxx	S2.5	2.7	6÷45	



The sterile version includes the suffix "S" in the catalog number, e.g. 3.5180.180S


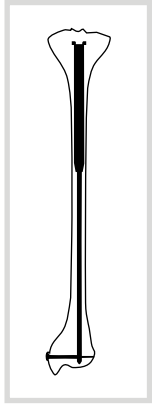
Wersja sterylna zawiera w numerze katalogowym sufiks "S", np. 3.5180.180S



For other sizes, please contact our Sales Department
W celu uzyskania informacji o innych rozmiarach skontaktuj się z naszym Działem Sprzedaży



ST-17 See surgical technique
Patrz technika operacyjna



			St	
		Len		L R
6.5	3.5	80	1.2543.080	
		90	1.2543.090	
		100	1.2543.100	
		110	1.2543.110	
		120	1.2543.120	
		130	1.2543.130	
		140	1.2543.140	
7	4	150	1.2543.150	
		80	1.2544.080	
		90	1.2544.090	
		100	1.2544.100	
		110	1.2544.110	
		120	1.2544.120	
		130	1.2544.130	
7.5	4.5	140	1.2544.140	
		150	1.2544.150	
		80	1.2545.080	
		90	1.2545.090	
		100	1.2545.100	
		110	1.2545.110	
		120	1.2545.120	
		130	1.2545.130	
		140	1.2545.140	
		150	1.2545.150	



The sterile version includes the suffix "S" in the catalog number, e.g. 3.5180.180S

Wersja sterylna zawiera w numerze katalogowym sufiks "S", np. 3.5180.180S



For other sizes, please contact our Sales Department
W celu uzyskania informacji o innych rozmiarach skontaktuj się z naszym Działem Sprzedaży



ST-17 See surgical technique
Patrz technika operacyjna



Use with instrument set no. **15.0417.000 + 40.5080.500**
Stosować z instrumentarium **15.0417.000 + 40.5080.500**

	St				
	1.2530.000	S2.5			
	1.2529.005	S2.5			

CORTICAL SELF - TAPPING SCREW 2.7 WKRĘT KOROWY SAMOGWINTUJĄCY 2,7



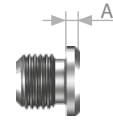
S2.5	
Len	St
8	1.1203.008
10	1.1203.010
12	1.1203.012
14	1.1203.014
16	1.1203.016
18	1.1203.018
20	1.1203.020
22	1.1203.022
24	1.1203.024
26	1.1203.026
28	1.1203.028
30	1.1203.030
32	1.1203.032
34	1.1203.034
36	1.1203.036
38	1.1203.038
40	1.1203.040
45	1.1203.045

CORTEX SELF-TAPPING SCREW 1.5/2.7 WKRĘT KOROWY SAMOGWIN. 1,5/2,7



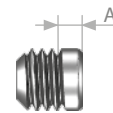
S2.5	
Len	St
12	1.1022.012
14	1.1022.014
16	1.1022.016
18	1.1022.018
20	1.1022.020
22	1.1022.022
24	1.1022.024
26	1.1022.026
28	1.1022.028
30	1.1022.030

CHARFIX END CAP M4X0.7 CHARFIX ŚRUBA ZAŚLEPIAJĄCA M4X0,7



S2.5	
Len	St
+2.5	1.2104.004

END CAP M5 ŚRUBA ZAŚLEPIAJĄCA M5



S2.5	
A	St
+2.5	1.2530.000

LIMITER SCREW M5 ŚRUBA OGRANICZAJĄCA M5





S2.5	
St	
	1.2529.005



The sterile version includes the suffix "S" in the catalog number, e.g. 3.5180.180S
Wersja sterylna zawiera w numerze katalogowym sufiks "S", np. 3.5180.180S




For other sizes, please contact our Sales Department
W celu uzyskania informacji o innych rozmiarach skontaktuj się z naszym Działem Sprzedaży



		DIN with nut DIN z nakrętką	DIN without nut DIN bez nakrętki	AO	Harris	Hudson	Stryker / Zimmer / Trinkle
6.0	390	40.5103.000	40.5103.100	40.5103.200	40.5103.300	40.5103.400	40.5103.500
6.5	390	40.5104.000	40.5104.100	40.5104.200	40.5104.300	40.5104.400	40.5104.500
7.0	390	40.4541.000	40.4541.100	40.4541.200	40.4541.300	40.4541.400	40.4541.500
7.5	390	40.5105.000	40.5105.100	40.5105.200	40.5105.300	40.5105.400	40.5105.500
8.0	480	40.4542.000	40.4542.100	40.4542.200	40.4542.300	40.4542.400	40.4542.500
8.5	480	40.5106.000	40.5106.100	40.5106.200	40.5106.300	40.5106.400	40.5106.500
9.0	480	40.4543.000	40.4543.100	40.4543.200	40.4543.300	40.4543.400	40.4543.500
9.5	480	40.5107.000	40.5107.100	40.5107.200	40.5107.300	40.5107.400	40.5107.500
10.0	480	40.4544.000	40.4544.100	40.4544.200	40.4544.300	40.4544.400	40.4544.500
10.5	480	40.5108.000	40.5108.100	40.5108.200	40.5108.300	40.5108.400	40.5108.500
11.0	480	40.4545.000	40.4545.100	40.4545.200	40.4545.300	40.4545.400	40.4545.500
11.5	480	40.5109.000	40.5109.100	40.5109.200	40.5109.300	40.5109.400	40.5109.500
12.0	480	40.4546.000	40.4546.100	40.4546.200	40.4546.300	40.4546.400	40.4546.500
12.5	480	40.5110.000	40.5110.100	40.5110.200	40.5110.300	40.5110.400	40.5110.500
13.0	480	40.4547.000	40.4547.100	40.4547.200	40.4547.300	40.4547.400	40.4547.500
13.5	480	40.5111.000	40.5111.100	40.5111.200	40.5111.300	40.5111.400	40.5111.500
14.0	480	40.4548.000	40.4548.100	40.4548.200	40.4548.300	40.4548.400	40.4548.500
14.5	480	40.5112.000	40.5112.100	40.5112.200	40.5112.300	40.5112.400	40.5112.500
15.0	480	40.5113.000	40.5113.100	40.5113.200	40.5113.300	40.5113.400	40.5113.500
15.5	480	40.5114.000	40.5114.100	40.5114.200	40.5114.300	40.5114.400	40.5114.500
16.0	480	40.5115.000	40.5115.100	40.5115.200	40.5115.300	40.5115.400	40.5115.500
16.5	480	40.5116.000	40.5116.100	40.5116.200	40.5116.300	40.5116.400	40.5116.500
17.0	480	40.5117.000	40.5117.100	40.5117.200	40.5117.300	40.5117.400	40.5117.500
17.5	480	40.5118.000	40.5118.100	40.5118.200	40.5118.300	40.5118.400	40.5118.500
18.0	480	40.5119.000	40.5119.100	40.5119.200	40.5119.300	40.5119.400	40.5119.500

available connections
dostępne typy zamocowań

40.xxxx.000



DIN with coupling nut

40.xxxx.300



Harris

40.xxxx.100



DIN without coupling nut

40.xxxx.400



Hudson

40.xxxx.200



AO


40.xxxx.500



Stryker / Zimmer / Trinkle



leading
czołowy



		DIN	AO	Harris	Stryker/Zimmer/Trinkle
6.0	390	40.5103.110	40.5103.210	40.5103.310	40.5103.510
6.5	390	40.5104.110	40.5104.210	40.5104.310	40.5104.510
7.0	390	40.4541.110	40.4541.210	40.4541.310	40.4541.510
7.5	390	40.5105.110	40.5105.210	40.5105.310	40.5105.510
8.0	480	40.4542.110	40.4542.210	40.4542.310	40.4542.510
8.5	480	40.5106.110	40.5106.210	40.5106.310	40.5106.510
9.0	480	40.4543.110	40.4543.210	40.4543.310	40.4543.510
9.5	480	40.5107.110	40.5107.210	40.5107.310	40.5107.510
10.0	480	40.4544.110	40.4544.210	40.4544.310	40.4544.510
10.5	480	40.5108.110	40.5108.210	40.5108.310	40.5108.510
11.0	480	40.4545.110	40.4545.210	40.4545.310	40.4545.510
11.5	480	40.5109.110	40.5109.210	40.5109.310	40.5109.510
12.0	480	40.4546.110	40.4546.210	40.4546.310	40.4546.510
12.5	480	40.5110.110	40.5110.210	40.5110.310	40.5110.510
13.0	480	40.4547.110	40.4547.210	40.4547.310	40.4547.510
13.5	480	40.5111.110	40.5111.210	40.5111.310	40.5111.510
14.0	480	40.4548.110	40.4548.210	40.4548.310	40.4548.510
14.5	480	40.5112.110	40.5112.210	40.5112.310	40.5112.510
15.0	480	40.5113.110	40.5113.210	40.5113.310	40.5113.510
15.5	480	40.5114.110	40.5114.210	40.5114.310	40.5114.510
16.0	480	40.5115.110	40.5115.210	40.5115.310	40.5115.510
16.5	480	40.5116.110	40.5116.210	40.5116.310	40.5116.510
17.0	480	40.5117.110	40.5117.210	40.5117.310	40.5117.510
17.5	480	40.5118.110	40.5118.210	40.5118.310	40.5118.510
18.0	480	40.5119.110	40.5119.210	40.5119.310	40.5119.510

available connections
dostępne typy zamocowań

40.xxxx.110



DIN

40.xxxx.210



AO

40.xxxx.310



Harris

40.xxxx.510



Stryker/Zimmer/Trinkle

Reamer diameter 6-7.5mm
Średnica rozwiertaka 6-7,5mm

The maximum torque is 3Nm
Maksymalny moment obrotowy wynosi 3Nm


Reamer diameter 8-18mm
Średnica rozwiertaka 8-18mm

The maximum torque is 10Nm
Maksymalny moment obrotowy wynosi 10Nm

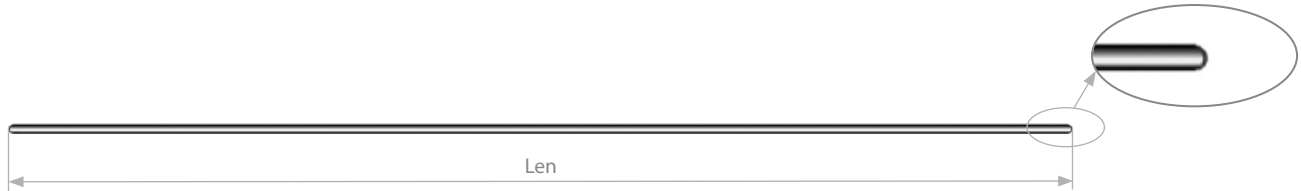
GUIDE ROD DRUT PROWADZĄCY



		D	
1.8	600	4	40.4749.600
2.5	500	5	40.4747.500
3.0	700	5	40.3929.000
2.5	1000	4	40.1350.000
3.0	1000	4	40.3924.001
3.0	1000	5	40.3929.001



		D	
3.0	1000	5	40.3930.000



3.0	600	40.3925.000
3.5	600	40.3926.000
4.0	600	40.3927.000
5.0	600	40.3928.000



Protective guide
Prowadnica ochronna 40.6375.000



Hand
Pokrętło 40.3232.000



Stand for reamers (set with container)
Statyw na rozwiertaki (komplet z kontenerem) 40.5762.200

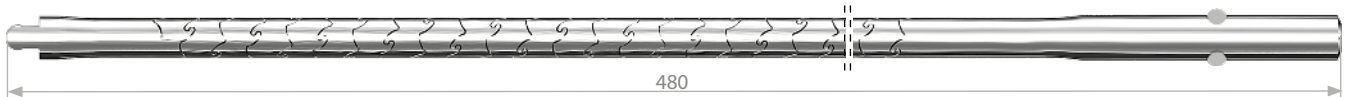
Stand insert for reamers (internal tray only)
Wkładka statywu na rozwiertaki (tylko taca wewnętrzna) 40.5762.300



**Reamer
Rozwiertak**

Ø	Part No.	Ø	Part No.	Ø	Part No.
8.0	40.8834.000	11.5	40.8841.000	15.0	40.8848.000
8.5	40.8835.000	12.0	40.8842.000	15.5	40.8849.000
9.0	40.8836.000	12.5	40.8843.000	16.0	40.8850.000
9.5	40.8837.000	13.0	40.8844.000	16.5	40.8851.000
10.0	40.8838.000	13.5	40.8845.000	17.0	40.8852.000
10.5	40.8839.000	14.0	40.8846.000	17.5	40.8853.000
11.0	40.8840.000	14.5	40.8847.000	18.0	40.8854.000

**Reamer handle
Uchwyt rozwiertaka**



available connections
dostępne typy zamocowań

DIN

AO

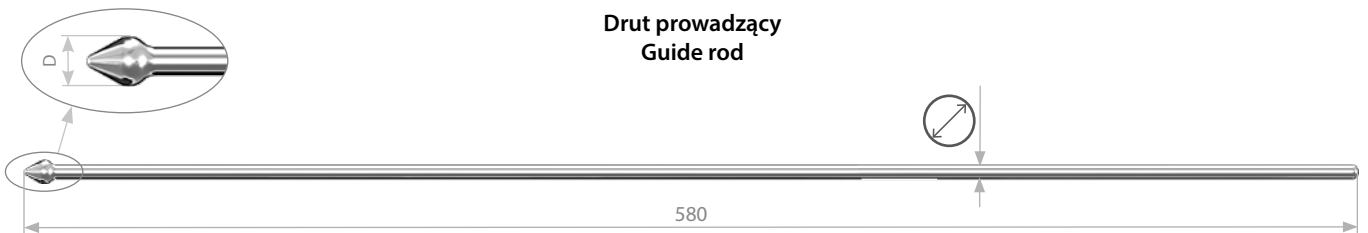
Harris

Stryker/Zimmer/Trinkle

Len

480	40.8833.100	40.8833.200	40.8833.300	40.8833.500
-----	-------------	-------------	-------------	-------------

**Drut prowadzący
Guide rod**

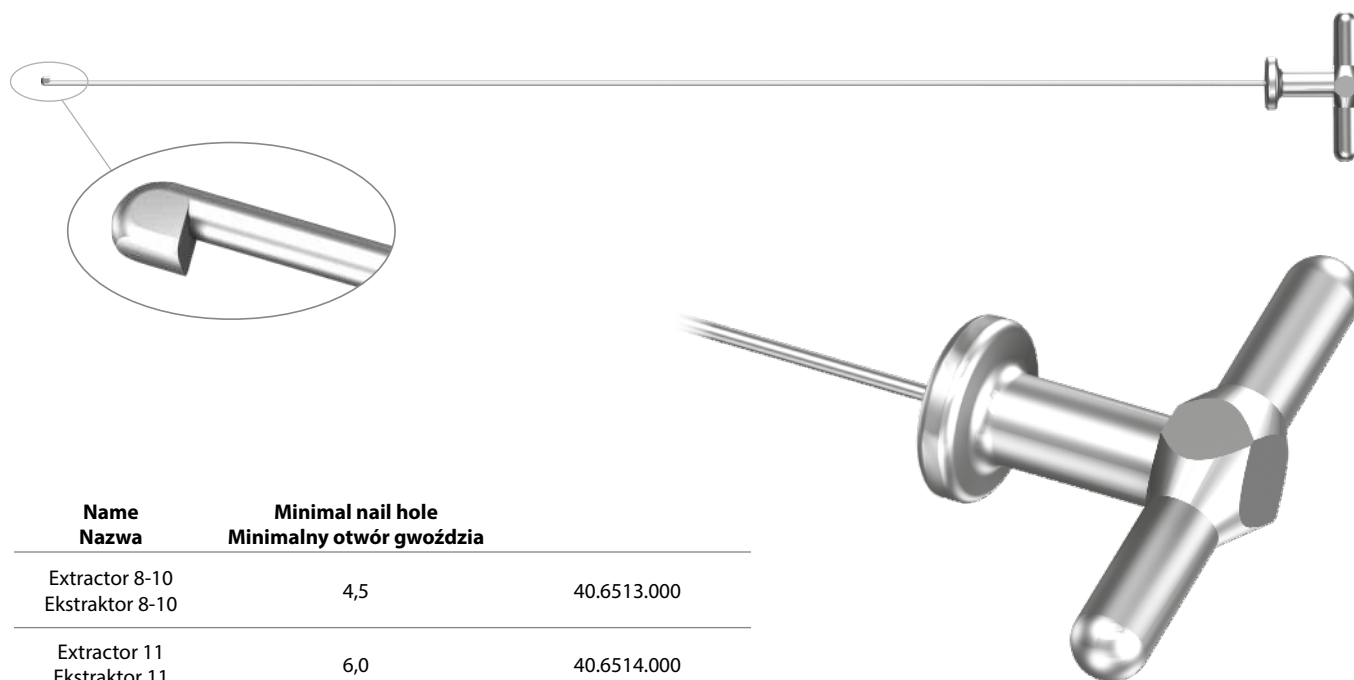


Ø	Len	D	Part No.
3.0	580	5.0	40.3929.580
1.8	580	4.0	40.4749.580



Stand for reamers (set with container)
Statyw na rozwiertaki (komplet z kontenerem)

40.8832.000



Name Nazwa	Minimal nail hole Minimalny otwór gwoźdźcia	
Extractor 8-10 Ekstraktor 8-10	4,5	40.6513.000
Extractor 11 Ekstraktor 11	6,0	40.6514.000

Catalogue no. Nr katalogowy	Page Strona	Catalogue no. Nr katalogowy	Page Strona	Catalogue no. Nr katalogowy	Page Strona	Catalogue no. Nr katalogowy	Page Strona
1.1022.012	54	1.2522.130	51	1.2544.100	53	3.1654.090	34, 41
1.1022.014	54	1.2522.135	51	1.2544.110	53	3.1654.100	41
1.1022.016	54	1.2522.140	51	1.2544.120	53	3.1655.020	43, 46
1.1022.018	54	1.2522.145	51	1.2544.130	53	3.1655.025	43, 46
1.1022.020	54	1.2522.150	51	1.2544.140	53	3.1655.030	43, 46
1.1022.022	54	1.2523.120	51	1.2544.150	53	3.1655.035	43, 46
1.1022.024	54	1.2523.125	51	1.2545.080	53	3.1655.040	43, 46
1.1022.026	54	1.2523.130	51	1.2545.090	53	3.1655.045	43, 46
1.1022.028	54	1.2523.135	51	1.2545.100	53	3.1655.050	43, 46
1.1022.030	54	1.2523.140	51	1.2545.110	53	3.1657.026	39
1.1203.008	54	1.2523.145	51	1.2545.120	53	3.1657.030	37, 39, 46
1.1203.010	54	1.2523.150	51	1.2545.130	53	3.1657.035	37, 39, 46
1.1203.012	54	1.2524.120	51	1.2545.140	53	3.1657.040	37, 39, 46
1.1203.014	54	1.2524.125	51	1.2545.150	53	3.1657.045	37, 39, 46
1.1203.016	54	1.2524.130	51	3.1022.016	49	3.1657.050	37, 39, 46
1.1203.018	54	1.2524.135	51	3.1022.018	49	3.1657.055	37, 39, 46
1.1203.020	54	1.2524.140	51	3.1022.020	49	3.1657.060	37, 39, 46
1.1203.022	54	1.2524.145	51	3.1022.022	49	3.1657.065	37, 39, 46
1.1203.024	54	1.2524.150	51	3.1022.024	49	3.1657.070	37, 39, 46
1.1203.026	54	1.2529.005	54	3.1022.026	49	3.1657.075	37, 39
1.1203.028	54	1.2530.000	54	3.1203.016	49	3.1657.080	37, 39
1.1203.030	54	1.2533.180	52	3.1203.018	49	3.1935.070	37
1.1203.032	54	1.2533.190	52	3.1203.020	49	3.1935.075	37
1.1203.034	54	1.2533.200	52	3.1203.022	49	3.1935.080	37
1.1203.036	54	1.2533.210	52	3.1203.024	49	3.1935.085	37
1.1203.038	54	1.2533.220	52	3.1203.026	49	3.1935.090	37
1.1203.040	54	1.2533.230	52	3.1203.028	49	3.1935.095	37
1.1203.045	54	1.2533.240	52	3.1203.030	49	3.1935.100	37
1.2104.004	54	1.2533.250	52	3.1203.032	49	3.1935.105	37
1.2512.180	50	1.2533.260	52	3.1203.034	49	3.1935.110	37
1.2512.190	50	1.2533.270	52	3.1651.040	34	3.1935.115	37
1.2512.200	50	1.2533.280	52	3.1651.045	34	3.1935.120	37
1.2512.210	50	1.2533.290	52	3.1651.050	34	3.1938.070	37
1.2512.220	50	1.2533.300	52	3.1651.055	34	3.1938.075	37
1.2512.230	50	1.2534.180	52	3.1651.060	34	3.1938.080	37
1.2512.240	50	1.2534.190	52	3.1651.065	34	3.1938.085	37
1.2512.250	50	1.2534.200	52	3.1651.070	34	3.1938.090	37
1.2512.260	50	1.2534.210	52	3.1651.075	34	3.1938.095	37
1.2512.270	50	1.2534.220	52	3.1651.080	34	3.1938.100	37
1.2512.280	50	1.2534.230	52	3.1651.085	34	3.1938.105	37
1.2512.290	50	1.2534.240	52	3.1651.090	34	3.1938.110	37
1.2512.300	50	1.2534.250	52	3.1651.100	34	3.1938.115	37
1.2513.180	50	1.2534.260	52	3.1651.105	34	3.1938.120	37
1.2513.190	50	1.2534.270	52	3.1651.110	34	3.2095.180	42
1.2513.200	50	1.2534.280	52	3.1652.060	34	3.2095.200	42
1.2513.210	50	1.2534.290	52	3.1652.065	34	3.2095.220	42
1.2513.220	50	1.2534.300	52	3.1652.070	34	3.2095.240	42
1.2513.230	50	1.2535.180	52	3.1652.075	34	3.2095.260	42
1.2513.240	50	1.2535.190	52	3.1652.080	34	3.2095.280	42
1.2513.250	50	1.2535.200	52	3.1652.085	34	3.2095.300	42
1.2513.260	50	1.2535.210	52	3.1652.090	34	3.2095.320	42
1.2513.270	50	1.2535.220	52	3.1652.095	34	3.2096.180	42
1.2513.280	50	1.2535.230	52	3.1652.100	34	3.2096.200	42
1.2513.290	50	1.2535.240	52	3.1652.105	34	3.2096.220	42
1.2513.300	50	1.2535.250	52	3.1652.110	34	3.2096.240	42
1.2514.180	50	1.2535.260	52	3.1652.115	34	3.2096.260	42
1.2514.190	50	1.2535.270	52	3.1652.120	34	3.2096.280	42
1.2514.200	50	1.2535.280	52	3.1654.025	39, 41, 43, 46	3.2096.300	42
1.2514.210	50	1.2535.290	52	3.1654.030	34, 37, 39, 41, 43, 46	3.2096.320	42
1.2514.220	50	1.2535.300	52	3.1654.035	34, 37, 39, 41, 43, 46	3.2097.180	42
1.2514.230	50	1.2543.080	53	3.1654.040	34, 37, 39, 41, 43, 46	3.2097.200	42
1.2514.240	50	1.2543.090	53	3.1654.045	34, 37, 39, 41, 43, 46	3.2097.220	42
1.2514.250	50	1.2543.100	53	3.1654.050	34, 37, 39, 41, 43, 46	3.2097.240	42
1.2514.260	50	1.2543.110	53	3.1654.055	34, 37, 39, 41, 43, 46	3.2097.260	42
1.2514.270	50	1.2543.120	53	3.1654.060	34, 37, 39, 41, 43, 46	3.2097.280	42
1.2514.280	50	1.2543.130	53	3.1654.065	34, 37, 39, 41, 43, 46	3.2097.300	42
1.2514.290	50	1.2543.140	53	3.1654.070	34, 37, 39, 41, 43, 46	3.2097.320	42
1.2514.300	50	1.2543.150	53	3.1654.075	34, 37, 39, 41	3.2098.180	42
1.2522.120	51	1.2544.080	53	3.1654.080	34, 37, 39, 41, 43, 46	3.2098.200	42
1.2522.125	51	1.2544.090	53	3.1654.085	34, 41	3.2098.220	42

Catalogue no. Nr katalogowy	Page Strona	Catalogue no. Nr katalogowy	Page Strona	Catalogue no. Nr katalogowy	Page Strona	Catalogue no. Nr katalogowy	Page Strona
3.2098.240	42	3.2383.180	42	3.2484.300	40	3.2637.270	38
3.2098.260	42	3.2383.200	42	3.2492.160	40	3.2637.285	38
3.2098.280	42	3.2383.220	42	3.2492.180	40	3.2637.300	38
3.2098.300	42	3.2383.240	42	3.2492.200	40	3.2637.315	38
3.2098.320	42	3.2383.260	42	3.2492.220	40	3.2637.330	38
3.2099.180	42	3.2383.280	42	3.2492.240	40	3.2637.345	38
3.2099.200	42	3.2383.300	42	3.2492.260	40	3.2637.360	38
3.2099.220	42	3.2383.320	42	3.2492.280	40	3.2637.375	38
3.2099.240	42	3.2384.180	42	3.2492.300	40	3.2637.390	38
3.2099.260	42	3.2384.200	42	3.2493.160	40	3.2638.270	38
3.2099.280	42	3.2384.220	42	3.2493.180	40	3.2638.285	38
3.2099.300	42	3.2384.240	42	3.2493.200	40	3.2638.300	38
3.2099.320	42	3.2384.260	42	3.2493.220	40	3.2638.315	38
3.2100.180	42	3.2384.280	42	3.2493.240	40	3.2638.330	38
3.2100.200	42	3.2384.300	42	3.2493.260	40	3.2638.345	38
3.2100.220	42	3.2384.320	42	3.2493.280	40	3.2638.360	38
3.2100.240	42	3.2431.200	45	3.2493.300	40	3.2638.375	38
3.2100.260	42	3.2431.220	45	3.2494.160	40	3.2638.390	38
3.2100.280	42	3.2431.240	45	3.2494.180	40	3.2639.270	38
3.2100.300	42	3.2431.260	45	3.2494.200	40	3.2639.285	38
3.2100.320	42	3.2431.280	45	3.2494.220	40	3.2639.300	38
3.2102.180	47	3.2431.300	45	3.2494.240	40	3.2639.315	38
3.2102.200	47	3.2431.320	45	3.2494.260	40	3.2639.330	38
3.2102.220	47	3.2432.150	44	3.2494.280	40	3.2639.345	38
3.2102.240	47	3.2433.200	45	3.2494.300	40	3.2639.360	38
3.2102.260	47	3.2433.220	45	3.2623.270	38	3.2639.375	38
3.2103.180	47	3.2433.240	45	3.2623.285	38	3.2639.390	38
3.2103.200	47	3.2433.260	45	3.2623.300	38	3.2651.270	19
3.2103.220	47	3.2433.280	45	3.2623.315	38	3.2651.285	19
3.2103.240	47	3.2433.300	45	3.2623.330	38	3.2651.300	19
3.2103.260	47	3.2433.320	45	3.2623.345	38	3.2651.315	19
3.2104.002	34	3.2434.150	44	3.2623.360	38	3.2651.330	19
3.2104.003	37, 41	3.2435.200	45	3.2623.375	38	3.2651.345	19
3.2104.004	49	3.2435.220	45	3.2623.390	38	3.2651.360	19
3.2104.100	39	3.2435.240	45	3.2624.270	38	3.2651.375	19
3.2104.105	39	3.2435.260	45	3.2624.285	38	3.2651.390	19
3.2104.110	39	3.2435.280	45	3.2624.300	38	3.2652.270	19
3.2104.115	39	3.2435.300	45	3.2624.315	38	3.2652.285	19
3.2104.200	46	3.2435.320	45	3.2624.330	38	3.2652.300	19
3.2104.205	46	3.2436.150	44	3.2624.345	38	3.2652.315	19
3.2104.300	34	3.2437.200	45	3.2624.360	38	3.2652.330	19
3.2104.305	34	3.2437.220	45	3.2624.375	38	3.2652.345	19
3.2104.310	34	3.2437.240	45	3.2624.390	38	3.2652.360	19
3.2104.315	34	3.2437.260	45	3.2625.270	38	3.2652.375	19
3.2104.500	43	3.2437.280	45	3.2625.285	38	3.2652.390	19
3.2104.505	43	3.2437.300	45	3.2625.300	38	3.2653.270	19
3.2104.600	37	3.2437.320	45	3.2625.315	38	3.2653.285	19
3.2104.605	40	3.2482.160	40	3.2625.330	38	3.2653.300	19
3.2104.610	37	3.2482.180	40	3.2625.345	38	3.2653.315	19
3.2104.615	37	3.2482.200	40	3.2625.360	38	3.2653.330	19
3.2106.002	39	3.2482.220	40	3.2625.375	38	3.2653.345	19
3.2106.004	43	3.2482.240	40	3.2625.390	38	3.2653.360	19
3.2106.006	49	3.2482.260	40	3.2626.270	38	3.2653.375	19
3.2106.007	34	3.2482.280	40	3.2626.285	38	3.2653.390	19
3.2106.008	37	3.2482.300	40	3.2626.300	38	3.2654.270	19
3.2109.050	34	3.2483.160	40	3.2626.315	38	3.2654.285	19
3.2109.060	34	3.2483.180	40	3.2626.330	38	3.2654.300	19
3.2109.070	34	3.2483.200	40	3.2626.345	38	3.2654.315	19
3.2109.080	34	3.2483.220	40	3.2626.360	38	3.2654.330	19
3.2109.090	34	3.2483.240	40	3.2626.375	38	3.2654.345	19
3.2360.180	48	3.2483.260	40	3.2626.390	38	3.2654.360	19
3.2360.200	48	3.2483.280	40	3.2627.270	38	3.2654.375	19
3.2360.220	48	3.2483.300	40	3.2627.285	38	3.2654.390	19
3.2360.240	48	3.2484.160	40	3.2627.300	38	3.2655.270	19
3.2360.260	48	3.2484.180	40	3.2627.315	38	3.2655.285	19
3.2361.180	48	3.2484.200	40	3.2627.330	38	3.2655.300	19
3.2361.200	48	3.2484.220	40	3.2627.345	38	3.2655.315	19
3.2361.220	48	3.2484.240	40	3.2627.360	38	3.2655.330	19
3.2361.240	48	3.2484.260	40	3.2627.375	38	3.2655.345	19
3.2361.260	48	3.2484.280	40	3.2627.390	38	3.2655.360	19

Catalogue no. Nr katalogowy	Page Strona	Catalogue no. Nr katalogowy	Page Strona	Catalogue no. Nr katalogowy	Page Strona	Catalogue no. Nr katalogowy	Page Strona
3.2655.375	19	3.2856.460	33	3.2861.460	33	3.4929.380	36
3.2655.390	19	3.2857.200	33	3.2956.180	26	3.4929.400	36
3.2665.270	19	3.2857.220	33	3.2956.200	26	3.4929.420	36
3.2665.285	19	3.2857.240	33	3.2956.220	26	3.4930.340	36
3.2665.300	19	3.2857.260	33	3.2956.240	26	3.4930.360	36
3.2665.315	19	3.2857.280	33	3.2956.260	26	3.4930.380	36
3.2665.330	19	3.2857.300	33	3.2956.280	26	3.4930.400	36
3.2665.345	19	3.2857.320	33	3.2956.300	26	3.4930.420	36
3.2665.360	19	3.2857.340	33	3.2956.320	26	3.4931.340	36
3.2665.375	19	3.2857.360	33	3.2957.180	26	3.4931.360	36
3.2665.390	19	3.2857.380	33	3.2957.200	26	3.4931.380	36
3.2666.270	19	3.2857.400	33	3.2957.220	26	3.4931.400	36
3.2666.285	19	3.2857.420	33	3.2957.240	26	3.4931.420	36
3.2666.300	19	3.2857.440	33	3.2957.260	26	3.4950.340	36
3.2666.315	19	3.2857.460	33	3.2957.280	26	3.4950.360	36
3.2666.330	19	3.2858.200	33	3.2957.300	26	3.4950.380	36
3.2666.345	19	3.2858.220	33	3.2957.320	26	3.4950.400	36
3.2666.360	19	3.2858.240	33	3.2958.180	26	3.4950.420	36
3.2666.375	19	3.2858.260	33	3.2958.200	26	3.4951.340	36
3.2666.390	19	3.2858.280	33	3.2958.220	26	3.4951.360	36
3.2667.270	19	3.2858.300	33	3.2958.240	26	3.4951.380	36
3.2667.285	19	3.2858.320	33	3.2958.260	26	3.4951.400	36
3.2667.300	19	3.2858.340	33	3.2958.280	26	3.4951.420	36
3.2667.315	19	3.2858.360	33	3.2958.300	26	3.4952.340	36
3.2667.330	19	3.2858.380	33	3.2958.320	26	3.4952.360	36
3.2667.345	19	3.2858.400	33	3.2959.180	26	3.4952.380	36
3.2667.360	19	3.2858.420	33	3.2959.200	26	3.4952.400	36
3.2667.375	19	3.2858.440	33	3.2959.220	26	3.4952.420	36
3.2667.390	19	3.2858.460	33	3.2959.240	26	3.4953.340	36
3.2854.200	33	3.2859.200	33	3.2959.260	26	3.4953.360	36
3.2854.220	33	3.2859.220	33	3.2959.280	26	3.4953.380	36
3.2854.240	33	3.2859.240	33	3.2959.300	26	3.4953.400	36
3.2854.260	33	3.2859.260	33	3.2959.320	26	3.4953.420	36
3.2854.280	33	3.2859.280	33	3.2978.150	25	3.4954.340	36
3.2854.300	33	3.2859.300	33	3.2979.150	25	3.4954.360	36
3.2854.320	33	3.2859.320	33	3.4864.180	35	3.4954.380	36
3.2854.340	33	3.2859.340	33	3.4864.200	35	3.4954.400	36
3.2854.360	33	3.2859.360	33	3.4865.180	35	3.4954.420	36
3.2854.380	33	3.2859.380	33	3.4865.200	35	3.4955.340	36
3.2854.400	33	3.2859.400	33	3.4866.180	35	3.4955.360	36
3.2854.420	33	3.2859.420	33	3.4866.200	35	3.4955.380	36
3.2854.440	33	3.2859.440	33	3.4876.180	35	3.4955.400	36
3.2854.460	33	3.2859.460	33	3.4876.200	35	3.4955.420	36
3.2855.200	33	3.2860.200	33	3.4877.180	35	3.4974.340	36
3.2855.220	33	3.2860.220	33	3.4877.200	35	3.4974.360	36
3.2855.240	33	3.2860.240	33	3.4878.180	35	3.4974.380	36
3.2855.260	33	3.2860.260	33	3.4878.200	35	3.4974.400	36
3.2855.280	33	3.2860.280	33	3.4888.180	35	3.4974.420	36
3.2855.300	33	3.2860.300	33	3.4888.200	35	3.4975.340	36
3.2855.320	33	3.2860.320	33	3.4889.180	35	3.4975.360	36
3.2855.340	33	3.2860.340	33	3.4889.200	35	3.4975.380	36
3.2855.360	33	3.2860.360	33	3.4890.180	35	3.4975.400	36
3.2855.380	33	3.2860.380	33	3.4890.200	35	3.4975.420	36
3.2855.400	33	3.2860.400	33	3.4926.340	36	3.4976.340	36
3.2855.420	33	3.2860.420	33	3.4926.360	36	3.4976.360	36
3.2855.440	33	3.2860.440	33	3.4926.380	36	3.4976.380	36
3.2855.460	33	3.2860.460	33	3.4926.400	36	3.4976.400	36
3.2856.200	33	3.2861.200	33	3.4926.420	36	3.4976.420	36
3.2856.220	33	3.2861.220	33	3.4927.340	36	3.4977.340	36
3.2856.240	33	3.2861.240	33	3.4927.360	36	3.4977.360	36
3.2856.260	33	3.2861.260	33	3.4927.380	36	3.4977.380	36
3.2856.280	33	3.2861.280	33	3.4927.400	36	3.4977.400	36
3.2856.300	33	3.2861.300	33	3.4927.420	36	3.4977.420	36
3.2856.320	33	3.2861.320	33	3.4928.340	36	3.4978.340	36
3.2856.340	33	3.2861.340	33	3.4928.360	36	3.4978.360	36
3.2856.360	33	3.2861.360	33	3.4928.380	36	3.4978.380	36
3.2856.380	33	3.2861.380	33	3.4928.400	36	3.4978.400	36
3.2856.400	33	3.2861.400	33	3.4928.420	36	3.4978.420	36
3.2856.420	33	3.2861.420	33	3.4929.340	36	3.4979.340	36
3.2856.440	33	3.2861.440	33	3.4929.360	36	3.4979.360	36

Catalogue no. Nr katalogowy	Page Strona	Catalogue no. Nr katalogowy	Page Strona	Catalogue no. Nr katalogowy	Page Strona	Catalogue no. Nr katalogowy	Page Strona
3.4979.380	36	3.5151.105	18	3.5160.028	22	3.5170.030	9, 20, 27
3.4979.400	36	3.5151.110	18	3.5160.030	9, 16, 18, 20, 22	3.5170.035	9, 20, 27
3.4979.420	36	3.5151.115	18	3.5160.035	9, 16, 18, 20, 22	3.5170.040	9, 20, 27
3.5103.340	8	3.5151.120	18	3.5160.040	9, 16, 18, 20, 22	3.5170.045	9, 20, 27
3.5103.360	8	3.5155.020	24	3.5160.045	9, 16, 18, 20, 22	3.5170.050	9, 20, 27
3.5103.380	8	3.5155.022	24	3.5160.050	9, 16, 18, 20, 22	3.5170.055	9, 20, 27
3.5103.400	8	3.5155.024	24	3.5160.055	9, 16, 18, 20, 22	3.5170.060	9, 20, 27
3.5103.420	8	3.5155.026	24	3.5160.060	9, 16, 18, 20, 22	3.5170.065	9, 20, 27
3.5103.440	8	3.5155.028	24	3.5160.065	9, 16, 18, 20, 22	3.5170.070	9, 20, 27
3.5103.460	8	3.5155.030	24	3.5160.070	9, 16, 18, 20, 22	3.5170.075	9, 20, 27
3.5104.340	8	3.5155.032	24	3.5160.075	9, 16, 18, 20, 22	3.5170.080	9, 20, 27
3.5104.360	8	3.5155.034	24	3.5160.080	9, 16, 18, 20, 22	3.5170.085	9
3.5104.380	8	3.5155.036	24	3.5160.085	9, 16, 18, 20, 22	3.5170.090	9
3.5104.400	8	3.5155.038	24	3.5160.090	9, 16, 18, 20, 22	3.5172.000	18
3.5104.420	8	3.5155.040	24	3.5161.003	16	3.5173.020	27
3.5104.440	8	3.5155.042	24	3.5161.006	18, 21, 22	3.5173.025	27
3.5104.460	8	3.5155.045	24	3.5161.100	20	3.5173.030	27
3.5105.340	8	3.5155.050	24	3.5161.105	20	3.5173.035	27
3.5105.360	8	3.5155.055	24	3.5161.110	20	3.5173.040	27
3.5105.380	8	3.5155.060	24	3.5161.115	20	3.5173.045	27
3.5105.400	8	3.5156.020	24	3.5161.200	27	3.5173.050	27
3.5105.420	8	3.5156.022	24	3.5161.202	27	3.5177.180	7
3.5105.440	8	3.5156.024	24	3.5161.205	27	3.5177.200	7
3.5105.460	8	3.5156.026	24	3.5161.600	16	3.5178.180	7
3.5106.340	8	3.5156.028	24	3.5161.605	16	3.5178.200	7
3.5106.360	8	3.5156.030	24	3.5161.610	16	3.5179.180	7
3.5106.380	8	3.5156.032	24	3.5161.615	16	3.5179.200	7
3.5106.400	8	3.5156.034	24	3.5161.700	9	3.5180.180	7
3.5106.420	8	3.5156.036	24	3.5161.705	9	3.5180.200	7
3.5106.440	8	3.5156.038	24	3.5161.710	9	3.5321.000	28
3.5106.460	8	3.5156.040	24	3.5161.715	9	3.5321.002	28
3.5107.340	8	3.5156.042	24	3.5161.800	24	3.5321.003	28
3.5107.360	8	3.5156.045	24	3.5161.805	24	3.5322.000	29
3.5107.380	8	3.5156.050	24	3.5161.810	24	3.5322.002	29
3.5107.400	8	3.5156.055	24	3.5161.815	24	3.5322.003	30
3.5107.420	8	3.5156.060	24	3.5161.820	24	3.5324.000	30
3.5107.440	8	3.5158.050	18	3.5162.000	9	3.5324.002	31
3.5107.460	8	3.5158.060	18	3.5162.002	20	3.5324.003	31
3.5108.340	8	3.5158.070	18	3.5162.004	27	3.5332.012	32
3.5108.360	8	3.5158.080	18	3.5162.006	21, 22	3.5332.014	32
3.5108.380	8	3.5158.090	18	3.5168.050	9	3.5332.016	32
3.5108.400	8	3.5159.026	22	3.5168.055	9	3.5332.018	32
3.5108.420	8	3.5159.028	22	3.5168.060	9	3.5332.020	32
3.5108.440	8	3.5159.030	9, 13, 20, 22	3.5168.065	9	3.5332.022	32
3.5108.460	8	3.5159.035	9, 13, 20, 22	3.5168.070	9	3.5332.024	32
3.5109.340	8	3.5159.040	9, 13, 20, 22	3.5168.075	9	3.5332.026	32
3.5109.360	8	3.5159.045	9, 13, 20, 22	3.5168.080	9	3.5332.028	32
3.5109.380	8	3.5159.050	9, 13, 20, 22	3.5168.085	9	3.5332.030	32
3.5109.400	8	3.5159.055	9, 13, 20, 22	3.5168.090	9	3.5332.032	32
3.5109.420	8	3.5159.060	9, 13, 20, 22	3.5168.095	9	3.5332.034	32
3.5109.440	8	3.5159.065	9, 13, 20, 22	3.5168.100	9	3.5332.036	32
3.5109.460	8	3.5159.070	9, 13, 20, 22	3.5168.105	9	3.5332.038	32
3.5110.340	8	3.5159.075	9, 13, 20, 22	3.5168.110	9	3.5332.040	32
3.5110.360	8	3.5159.080	9, 13, 20, 22	3.5168.115	9	3.5332.042	32
3.5110.380	8	3.5159.085	9, 13, 20, 22	3.5168.120	9	3.5332.044	32
3.5110.400	8	3.5159.090	9, 13, 20, 22	3.5169.025	20, 27	3.5332.046	32
3.5110.420	8	3.5159.530	16, 18	3.5169.030	9, 20, 27	3.5332.048	32
3.5110.440	8	3.5159.535	16, 18	3.5169.035	9, 20, 27	3.5332.050	32
3.5110.460	8	3.5159.540	16, 18	3.5169.040	9, 20, 27	3.5602.180	17
3.5151.050	18	3.5159.545	16, 18	3.5169.045	9, 20, 27	3.5602.200	17
3.5151.055	18	3.5159.550	16, 18	3.5169.050	9, 20, 27	3.5602.220	17
3.5151.060	18	3.5159.555	16, 18	3.5169.055	9, 20, 27	3.5602.240	17
3.5151.065	18	3.5159.560	16, 18	3.5169.060	9, 20, 27	3.5602.260	17
3.5151.070	18	3.5159.565	16, 18	3.5169.065	9, 20, 27	3.5602.280	17
3.5151.075	18	3.5159.570	16, 18	3.5169.070	9, 20, 27	3.5602.300	17
3.5151.080	18	3.5159.575	16, 18	3.5169.075	9, 20, 27	3.5602.320	17
3.5151.085	18	3.5159.580	16, 18	3.5169.080	9, 20, 27	3.5602.340	17
3.5151.090	18	3.5159.585	18	3.5169.085	9	3.5602.360	17
3.5151.095	18	3.5159.590	18	3.5169.090	9	3.5602.380	17
3.5151.100	18	3.5160.026	22	3.5170.025	20, 27	3.5602.400	17

Catalogue no. Nr katalogowy	Page Strona	Catalogue no. Nr katalogowy	Page Strona	Catalogue no. Nr katalogowy	Page Strona	Catalogue no. Nr katalogowy	Page Strona
3.5602.420	17	3.5682.240	21	3.5764.420	15	3.6300.000	13
3.5603.180	17	3.5682.260	21	3.5765.340	15	3.6319.180	10
3.5603.200	17	3.5682.280	21	3.5765.360	15	3.6319.200	10
3.5603.220	17	3.5682.300	21	3.5765.380	15	3.6319.220	10
3.5603.240	17	3.5682.320	21	3.5765.400	15	3.6319.240	10
3.5603.260	17	3.5683.180	21	3.5765.420	15	3.6319.260	10
3.5603.280	17	3.5683.200	21	3.5766.340	15	3.6319.280	10
3.5603.300	17	3.5683.220	21	3.5766.360	15	3.6319.300	10
3.5603.320	17	3.5683.240	21	3.5766.380	15	3.6319.320	10
3.5603.340	17	3.5683.260	21	3.5766.400	15	3.6319.340	10
3.5603.360	17	3.5683.280	21	3.5766.420	15	3.6319.360	10
3.5603.380	17	3.5683.300	21	3.5785.340	15	3.6319.380	10
3.5603.400	17	3.5683.320	21	3.5785.360	15	3.6319.400	10
3.5603.420	17	3.5684.180	21	3.5785.380	15	3.6319.420	10
3.5604.180	17	3.5684.200	21	3.5785.400	15	3.6319.440	10
3.5604.200	17	3.5684.220	21	3.5785.420	15	3.6319.460	10
3.5604.220	17	3.5684.240	21	3.5786.340	15	3.6319.480	10
3.5604.240	17	3.5684.260	21	3.5786.360	15	3.6320.180	10
3.5604.260	17	3.5684.280	21	3.5786.380	15	3.6320.200	10
3.5604.280	17	3.5684.300	21	3.5786.400	15	3.6320.220	10
3.5604.300	17	3.5684.320	21	3.5786.420	15	3.6320.240	10
3.5604.320	17	3.5737.340	15	3.5787.340	15	3.6320.260	10
3.5604.340	17	3.5737.360	15	3.5787.360	15	3.6320.280	10
3.5604.360	17	3.5737.380	15	3.5787.380	15	3.6320.300	10
3.5604.380	17	3.5737.400	15	3.5787.400	15	3.6320.320	10
3.5604.400	17	3.5737.420	15	3.5787.420	15	3.6320.340	10
3.5604.420	17	3.5738.340	15	3.5788.340	15	3.6320.360	10
3.5639.180	14	3.5738.360	15	3.5788.360	15	3.6320.380	10
3.5639.200	14	3.5738.380	15	3.5788.380	15	3.6320.400	10
3.5640.180	14	3.5738.400	15	3.5788.400	15	3.6320.420	10
3.5641.180	14	3.5738.420	15	3.5788.420	15	3.6320.440	10
3.5651.180	14	3.5739.340	15	3.5789.340	15	3.6320.460	10
3.5651.200	14	3.5739.360	15	3.5789.360	15	3.6320.480	10
3.5652.180	14	3.5739.380	15	3.5789.380	15	3.6321.180	10
3.5652.200	14	3.5739.400	15	3.5789.400	15	3.6321.200	10
3.5653.180	14	3.5739.420	15	3.5789.420	15	3.6321.220	10
3.5653.200	14	3.5740.340	15	3.5790.340	15	3.6321.240	10
3.5663.180	14	3.5740.360	15	3.5790.360	15	3.6321.260	10
3.5663.200	14	3.5740.380	15	3.5790.380	15	3.6321.280	10
3.5664.180	14	3.5740.400	15	3.5790.400	15	3.6321.300	10
3.5664.200	14	3.5740.420	15	3.5790.420	15	3.6321.320	10
3.5665.180	14	3.5741.340	15	3.5804.080	16	3.6321.340	10
3.5665.200	14	3.5741.360	15	3.5804.085	16	3.6321.360	10
3.5679.180	21	3.5741.380	15	3.5804.090	16	3.6321.380	10
3.5679.200	21	3.5741.400	15	3.5804.095	16	3.6321.400	10
3.5679.220	21	3.5741.420	15	3.5804.100	16	3.6321.420	10
3.5679.240	21	3.5742.340	15	3.5804.105	16	3.6321.440	10
3.5679.260	21	3.5742.360	15	3.5804.110	16	3.6321.460	10
3.5679.280	21	3.5742.380	15	3.5804.115	16	3.6321.480	10
3.5679.300	21	3.5742.400	15	3.5804.120	16	3.6322.180	10
3.5679.320	21	3.5742.420	15	3.5805.070	16	3.6322.200	10
3.5680.180	21	3.5761.340	15	3.5805.075	16	3.6322.220	10
3.5680.200	21	3.5761.360	15	3.5805.080	16	3.6322.240	10
3.5680.220	21	3.5761.380	15	3.5805.085	16	3.6322.260	10
3.5680.240	21	3.5761.400	15	3.5805.090	16	3.6322.280	10
3.5680.260	21	3.5761.420	15	3.5805.095	16	3.6322.300	10
3.5680.280	21	3.5762.340	15	3.5805.100	16	3.6322.320	10
3.5680.300	21	3.5762.360	15	3.5805.105	16	3.6322.340	10
3.5680.320	21	3.5762.380	15	3.5805.110	16	3.6322.360	10
3.5681.180	21	3.5762.400	15	3.5808.000	16	3.6322.380	10
3.5681.200	21	3.5762.420	15	3.5961.080	16	3.6322.400	10
3.5681.220	21	3.5763.340	15	3.5961.085	16	3.6322.420	10
3.5681.240	21	3.5763.360	15	3.5961.090	16	3.6322.440	10
3.5681.260	21	3.5763.380	15	3.5961.095	16	3.6322.460	10
3.5681.280	21	3.5763.400	15	3.5961.100	16	3.6322.480	10
3.5681.300	21	3.5763.420	15	3.5961.105	16	3.6323.180	10
3.5681.320	21	3.5764.340	15	3.5961.110	16	3.6323.200	10
3.5682.180	21	3.5764.360	15	3.5961.115	16	3.6323.220	10
3.5682.200	21	3.5764.380	15	3.5961.120	16	3.6323.240	10
3.5682.220	21	3.5764.400	15	3.5962.000	16	3.6323.260	10

Catalogue no. Nr katalogowy	Page Strona	Catalogue no. Nr katalogowy	Page Strona	Catalogue no. Nr katalogowy	Page Strona	Catalogue no. Nr katalogowy	Page Strona
3.6323.280	10	3.6345.400	11	40.3925.000	57	40.4547.110	56
3.6323.300	10	3.6345.420	11	40.3926.000	57	40.4547.200	55
3.6323.320	10	3.6345.440	11	40.3927.000	57	40.4547.210	56
3.6323.340	10	3.6345.460	11	40.3928.000	57	40.4547.300	55
3.6323.360	10	3.6345.480	11	40.3929.000	57	40.4547.310	56
3.6323.380	10	3.6367.020	12	40.3929.001	57, 58	40.4547.400	55
3.6323.400	10	3.6367.025	12	40.3929.580	58	40.4547.500	55
3.6323.420	10	3.6367.030	12	40.3930.000	57	40.4547.510	56
3.6323.440	10	3.6367.040	12	40.4541.000	55	40.4548.000	55
3.6323.460	10	3.6367.050	12	40.4541.100	55	40.4548.100	55
3.6323.480	10	3.6367.060	12	40.4541.110	56	40.4548.110	56
3.6324.180	10	3.6367.070	12	40.4541.200	55	40.4548.200	55
3.6324.200	10	3.6367.080	12	40.4541.210	56	40.4548.210	56
3.6324.220	10	3.6367.090	12	40.4541.300	55	40.4548.300	55
3.6324.240	10	3.6367.100	12	40.4541.310	56	40.4548.310	56
3.6324.260	10	3.6367.110	12	40.4541.400	55	40.4548.400	55
3.6324.280	10	3.6367.120	12	40.4541.500	55	40.4548.500	55
3.6324.300	10	3.6367.130	12	40.4541.510	56	40.4548.510	56
3.6324.320	10	3.6367.140	12	40.4542.000	55	40.4681.100	15, 36
3.6324.340	10	3.6367.150	12	40.4542.100	55	40.4686.200	34, 39, 41, 43, 46
3.6324.360	10	3.6367.160	12	40.4542.110	56	40.4687.200	35
3.6324.380	10	3.6367.170	12	40.4542.200	55	40.4747.500	57
3.6324.400	10	3.6367.180	12	40.4542.210	56	40.4749.580	58
3.6324.420	10	3.6379.060	13	40.4542.300	55	40.4749.600	57, 58
3.6324.440	10	3.6379.080	13	40.4542.310	56	40.5007.100	40
3.6324.460	10	3.6379.100	13	40.4542.400	55	40.5058.200	9, 13, 18, 20, 22, 27, 34
3.6324.480	10	3.6379.120	13	40.4542.500	55	40.5103.000	55
3.6343.180	11	3.6379.140	13	40.4542.510	56	40.5103.100	55
3.6343.200	11	3.6380.020S	12	40.4543.000	55	40.5103.110	56
3.6343.220	11	3.6380.025S	12	40.4543.100	55	40.5103.200	55
3.6343.240	11	3.6380.030S	12	40.4543.110	56	40.5103.210	56
3.6343.260	11	3.6380.040S	12	40.4543.200	55	40.5103.300	55
3.6343.280	11	3.6380.050S	12	40.4543.210	56	40.5103.310	56
3.6343.300	11	3.6380.060S	12	40.4543.300	55	40.5103.400	55
3.6343.320	11	3.6380.070S	12	40.4543.310	56	40.5103.500	55
3.6343.340	11	3.6380.080S	12	40.4543.400	55	40.5103.510	56
3.6343.360	11	3.6380.090S	12	40.4543.500	55	40.5104.000	55
3.6343.380	11	3.6380.100S	12	40.4543.510	56	40.5104.100	55
3.6343.400	11	3.6385.045	23	40.4544.000	55	40.5104.110	56
3.6343.420	11	3.6385.055	23	40.4544.100	55	40.5104.200	55
3.6343.440	11	3.6385.070	23	40.4544.110	56	40.5104.210	56
3.6343.460	11	3.6386.045	23	40.4544.200	55	40.5104.300	55
3.6343.480	11	3.6386.055	23	40.4544.210	56	40.5104.310	56
3.6344.180	11	3.6389.045	23	40.4544.300	55	40.5104.400	55
3.6344.200	11	3.6389.055	23	40.4544.310	56	40.5104.500	55
3.6344.220	11	3.6389.070	23	40.4544.400	55	40.5104.510	56
3.6344.240	11	3.6390.045	23	40.4544.500	55	40.5105.000	55
3.6344.260	11	3.6390.055	23	40.4544.510	56	40.5105.100	55
3.6344.280	11	3.6390.070	23	40.4545.000	55	40.5105.110	56
3.6344.300	11	4.5235.008	32	40.4545.100	55	40.5105.200	55
3.6344.320	11	4.5235.010	32	40.4545.110	56	40.5105.210	56
3.6344.340	11	4.5235.012	32	40.4545.200	55	40.5105.300	55
3.6344.360	11	4.5235.014	32	40.4545.210	56	40.5105.310	56
3.6344.380	11	4.5235.016	32	40.4545.300	55	40.5105.400	55
3.6344.400	11	4.5235.018	32	40.4545.310	56	40.5105.500	55
3.6344.420	11	4.5235.020	32	40.4545.400	55	40.5105.510	56
3.6344.440	11	4.5235.022	32	40.4545.500	55	40.5106.000	55
3.6344.460	11	4.5235.024	32	40.4545.510	56	40.5106.100	55
3.6344.480	11	4.5235.026	32	40.4546.000	55	40.5106.110	56
3.6345.180	11	4.5235.028	32	40.4546.100	55	40.5106.200	55
3.6345.200	11	4.5235.030	32	40.4546.110	56	40.5106.210	56
3.6345.220	11	4.5235.032	32	40.4546.200	55	40.5106.300	55
3.6345.240	11	4.5235.034	32	40.4546.210	56	40.5106.310	56
3.6345.260	11	4.5235.036	32	40.4546.300	55	40.5106.400	55
3.6345.280	11	4.5235.038	32	40.4546.310	56	40.5106.500	55
3.6345.300	11	15.0421.600	9	40.4546.400	55	40.5106.510	56
3.6345.320	11	15.0428.601	24	40.4546.500	55	40.5107.000	55
3.6345.340	11	15.0429.600	32	40.4546.510	56	40.5107.100	55
3.6345.360	11	40.1350.000	57	40.4547.000	55	40.5107.110	56
3.6345.380	11	40.3924.001	57	40.4547.100	55	40.5107.200	55

Catalogue no. Nr katalogowy	Page Strona	Catalogue no. Nr katalogowy	Page Strona	Catalogue no. Nr katalogowy	Page Strona
40.5107.210	56	40.5114.210	56	40.8836.000	58
40.5107.300	55	40.5114.300	55	40.8837.000	58
40.5107.310	56	40.5114.310	56	40.8838.000	58
40.5107.400	55	40.5114.400	55	40.8839.000	58
40.5107.500	55	40.5114.500	55	40.8840.000	58
40.5107.510	56	40.5114.510	56	40.8841.000	58
40.5108.000	55	40.5115.000	55	40.8842.000	58
40.5108.100	55	40.5115.100	55	40.8843.000	58
40.5108.110	56	40.5115.110	56	40.8844.000	58
40.5108.200	55	40.5115.200	55	40.8845.000	58
40.5108.210	56	40.5115.210	56	40.8846.000	58
40.5108.300	55	40.5115.300	55	40.8847.000	58
40.5108.310	56	40.5115.310	56	40.8848.000	58
40.5108.400	55	40.5115.400	55	40.8849.000	58
40.5108.500	55	40.5115.500	55	40.8850.000	58
40.5108.510	56	40.5115.510	56	40.8851.000	58
40.5109.000	55	40.5116.000	55	40.8852.000	58
40.5109.100	55	40.5116.100	55	40.8853.000	58
40.5109.110	56	40.5116.110	56	40.8854.000	58
40.5109.200	55	40.5116.200	55		
40.5109.210	56	40.5116.210	56		
40.5109.300	55	40.5116.300	55		
40.5109.310	56	40.5116.310	56		
40.5109.400	55	40.5116.400	55		
40.5109.500	55	40.5116.500	55		
40.5109.510	56	40.5116.510	56		
40.5110.000	55	40.5117.000	55		
40.5110.100	55	40.5117.100	55		
40.5110.110	56	40.5117.110	56		
40.5110.200	55	40.5117.200	55		
40.5110.210	56	40.5117.210	56		
40.5110.300	55	40.5117.300	55		
40.5110.310	56	40.5117.310	56		
40.5110.400	55	40.5117.400	55		
40.5110.500	55	40.5117.500	55		
40.5110.510	56	40.5117.510	56		
40.5111.000	55	40.5118.000	55		
40.5111.100	55	40.5118.100	55		
40.5111.110	56	40.5118.110	56		
40.5111.200	55	40.5118.200	55		
40.5111.210	56	40.5118.210	56		
40.5111.300	55	40.5118.300	55		
40.5111.310	56	40.5118.310	56		
40.5111.400	55	40.5118.400	55		
40.5111.500	55	40.5118.500	55		
40.5111.510	56	40.5118.510	56		
40.5112.000	55	40.5119.000	55		
40.5112.100	55	40.5119.100	55		
40.5112.110	56	40.5119.110	56		
40.5112.200	55	40.5119.200	55		
40.5112.210	56	40.5119.210	56		
40.5112.300	55	40.5119.300	55		
40.5112.310	56	40.5119.310	56		
40.5112.400	55	40.5119.400	55		
40.5112.500	55	40.5119.500	55		
40.5112.510	56	40.5119.510	56		
40.5113.000	55	40.5750.000	19, 21, 38		
40.5113.100	55	40.5751.000	25, 26, 44, 45		
40.5113.110	56	40.5753.000	25, 33, 42, 44, 45		
40.5113.200	55	40.6328.000	16		
40.5113.210	56	40.6513.000	59		
40.5113.300	55	40.6514.000	59		
40.5113.310	56	40.8538.000	49, 57, 58		
40.5113.400	55	40.8832.000	58		
40.5113.500	55	40.8833.100	58		
40.5113.510	56	40.8833.200	58		
40.5114.000	55	40.8833.300	58		
40.5114.100	55	40.8833.500	58		
40.5114.110	56	40.8834.000	58		
40.5114.200	55	40.8835.000	58		

ChM sp. z o.o.

Lewickie 3b

16-061 Juchnowiec Kościelny

Poland

tel. +48 85 86 86 100

fax +48 85 86 86 101

chm@chm.eu

www.chm.eu

